


TRUTH
CENTERED
TRANSFORMATION

MODULE



MARRIAGE & FAMILY VISUAL AIDS

Contents

Lesson 2: Recognise Our Differences – Worksheet with front (chart with different topics) and back (questions to discuss) - print one copy for each participant

Lesson 3: Picture of a family - print one copy for each small group, and then cut it into pieces

Lesson 4: Korean Word – print one copy

Lesson 4: Marriage Triangle – print one copy

Lesson 5: Women and Our Community – print one copy for each small group

Lesson 7: Listening to Children – ‘A Father Listens Well’ Script – print two copies

Lesson 8: Cycle of Anger – print one copy

Lesson 9: Alternatives to Physical Punishment – print one copy, cut out each situation

Lesson 2: Recognise Our Differences

1. For each topic mark on the line with an "X" what you like.
2. For each topic mark the line with an "O" what you think your spouse or friend would like.

Disagreements		
Sort it out immediately	_____	Keep the peace
Money		
Spend	_____	Save
People		
Spend time with others	_____	Spend time alone
Planning		
Make plans and stick to them	_____	Be spontaneous
Punctuality		
Arrive early	_____	Arrive just in time or late
Relaxation		
Go out	_____	Stay home
Sleeping		
Go to bed late	_____	Go to bed early
Sport		
Enthusiast	_____	Uninterested
Clothes		
Formal	_____	Casual
Tidiness		
Very tidy	_____	Messy
T.V.		
Keep it on	_____	Throw it out

3. Show each other what you have put on your paper and discuss:

- a. Did you have a correct understanding of the other person's preferences? Were you surprised by anything?
- b. Did you and your spouse/close family member always have the same answers for each of these topics?
- c. In which areas are you the most similar and you find it easy to agree?
- d. In which areas are you the most different?
- e. Which topics create disagreements in your marriage or relationship?
- f. Talk about how you could handle these areas of your differences.
- g. How can you use each person's strengths to build your marriage or relationship?

If you have not been married very long, then it is likely that you are different from many of them. Instead of trying to change the other person, you need to look for their strengths and help them in the areas where they are weak.

4. Make a plan for how you are going to resolve the areas where you are very different. Choose 2 areas of difference and write down your plan for how you will resolve them.

Example 1 – Money

If your spouse likes to spend and you like to save, plan for how you will spend some money and save some money. Maybe you agree to save a specific amount, while your spouse can have an allowance each week/month to spend on the needs of the family based on what you have agreed together.


Example 2 – Relaxing

If your way of relaxing is to be at home and your partner likes to go out, agree on a way you can both be happy. You can agree to go out together one night a week and stay home and relax together one night a week. Or you can agree that 1 or 2 nights a week your spouse will go out and you will stay home.

Our Plan:


- 1.
- 2.

Picture of a family



주요
특
점
이
는
아
래
의
포

GOD



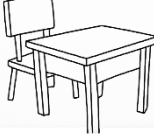



WIFE

HUSBAND

Lesson 5: Women and Our Community

Talk together about each area and fill in this chart. Consider the problems you see in your community with how women and girls are treated and think of 1-2 ideas for each area of what you can do to treat women and girls with dignity, respect, and value.

Area	Mistreatment & Inequalities in Our Community	What we Can Do (1-2 ideas for each area)
 Family		
 Church		
 School		
 Community		

- What are two things you could do differently in your home to honour your wife? Your daughters?
- What are two things you could do differently in your community to honour women and girls?

Share with each other what you are committing to do. Pray for each other and ask God to help you to do these things.

Lesson 7: Listening to Children

SCRIPT: A Father Listens Well

Father is doing something he enjoys (example: watching TV or having a soda after working). Son comes up behind him and angrily kicks at the dog.

Son (SHOUTING): I'll never play with Micah again! I hate him!

Father (STOPS WHAT HE IS DOING, TURNS AROUND): I can see you're very angry.

Son: He doesn't deserve to have any friends!

Father: Oh? What happened?

Son: We were playing football. At the very end when the score was even, I missed a goal.

Father: Mmmm.

Son: Afterwards, Micah said in front of everyone that it was my fault we didn't win. So, I yelled at him and marched off.

Father: That must have been very embarrassing for you.

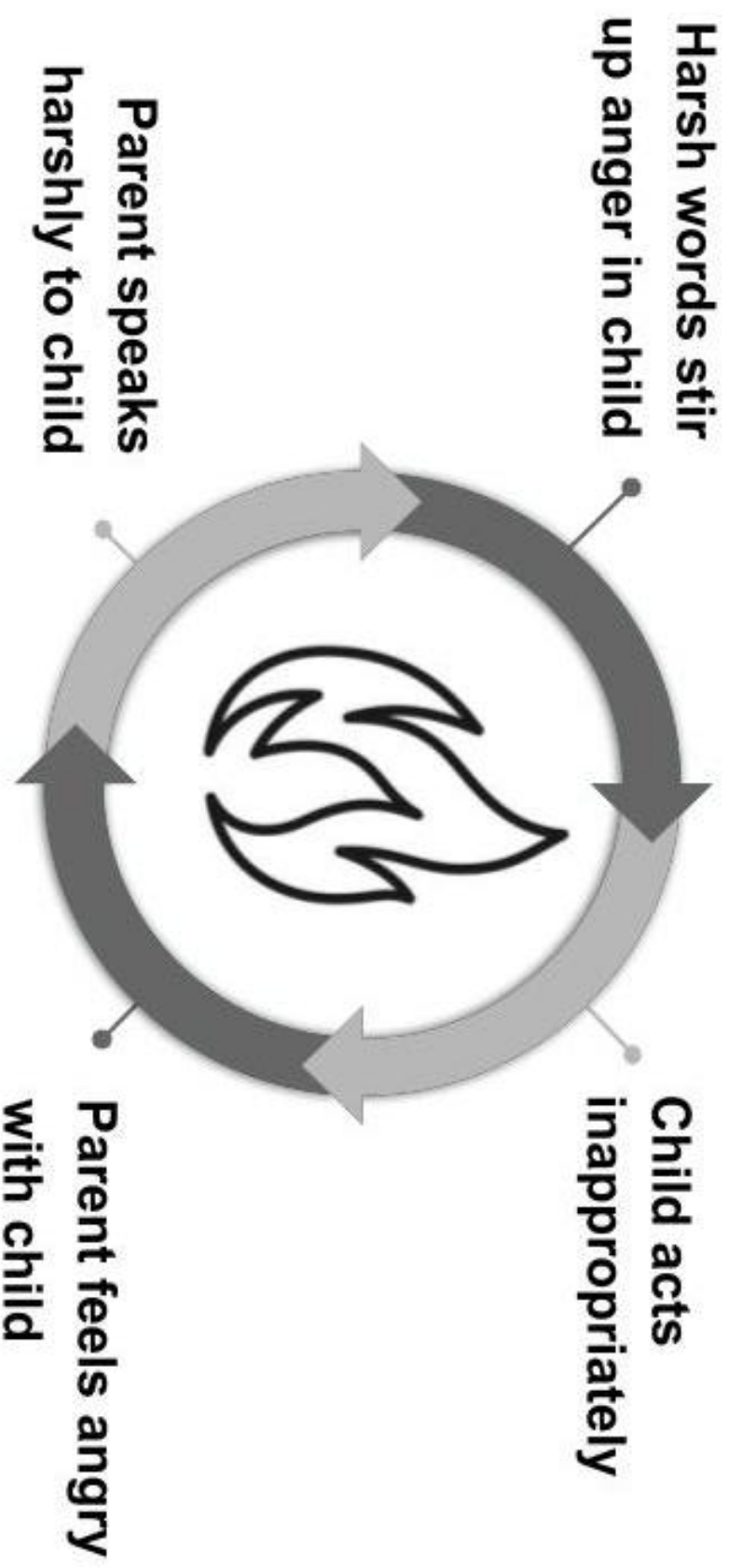
Son: It was horrible. (PAUSES, THEN MORE CALMLY) But I wish I hadn't gotten angry with Micah. He's my best friend.

Father: I can understand that. What do you think you should do?

Son: I think I'll go back and see if Micah's still there. I guess he really wanted us to win.

Father: Good idea.

Cycle of Anger



Lesson 9: Alternatives to Physical Punishment

Situation 1 - Child is using a stick to poke the baby in the stomach.

Mother: (frowns and speaks sternly) 'That is not how we care for the baby. A stick will hurt him. Put down the stick, and touch him gently.'

Situation 2 - Child lies on the ground and kicks and screams when he is told he cannot have a sweet.

Father: 'You must not throw a fit when we tell you, 'No'. You must learn to obey without complaining. Go sit in the corner for 3 minutes and talk to God about this. Think about what you will do in the future'.

Situation 3 - Child jumps around in a shop and accidentally breaks something.

Mother: (calmly) 'Pick the pieces up and we will go to the shopkeeper. You must apologise, and I'll pay for it. Then, you will do some extra chores for me at home.'