


**TRUTH
CENTERED
TRANSFORMATION**

MODULE 2



KINGDOM OF GOD TEACHER GUIDE

Truth Centered Transformation - Module 2: Kingdom of God Copyright ©2020 Version 5. Reconciled World, Phoenix, Arizona, United States of America. www.reconciledworld.org

This work is made available under the terms of the Creative Commons Attribution-ShareAlike 3.0 license. You are permitted and encouraged to adapt the work, and to copy, distribute, and transmit it under the following conditions:

Attribution – You must attribute the work by including the following statement: Copyright © 2012. Published by the Reconciled World (www.reconciledworld.org) under terms of the Creative Commons Attribution-ShareAlike 3.0 license. For more information, see www.creativecommons.org.

Non-Commercial – You may not use this work for commercial purposes.



If you are interested in translating this material, please contact info@tctprogram.org.

All scripture quotations, unless otherwise indicated, are taken from the Holy Bible, New International Version®, NIV®. Copyright ©1973, 1978, 1984, 2011 by Biblica, Inc.TM Used by permission of Zondervan. All rights reserved worldwide. www.zondervan.com The “NIV” and “New International Version” are trademarks registered in the United States Patent and Trademark Office by Biblica, Inc.TM

The Kingdom of God:

Sample Schedule for a 3-day Training

TIME	DAY 1	DAY 2	DAY 3
8:00-8:30	Welcome, worship, review past module	Worship, review Day 1	Worship, review Days 1&2
8:30-10:00	Lesson 1: The Kingdom of God	Lesson 5: God Cares How We Work	Lesson 8: Praying for Transformation
10:00-10:30	Break		
10:30-12:00	Lesson 2: Seeking the Kingdom	Lesson 6: Kingdom Communities	Lesson 9: Keep Praying & Obeying
12:00-12:30	Sharing, prayer, and problem solving*	Sharing, prayer and problem solving*	Sharing, prayer and problem solving*
12:30-14:00	Lunch Break		
14:00-15:30	Lesson 3: How the Kingdom Grows	Lesson 7: Growing In How We Serve Our Community	Bonus Lesson: The Wholistic Discipleship Tree**
15:30-15:45	Break		
15:45-17:15	Lesson 4: A Biblical Understanding of Work	Prayer for TCT***	Personal prayer, deciding next steps

*Let each participant share about their lives and how TCT is going. Then, let the group pray for them and spend time problem solving with them as needed.

**When teaching a congregation, teach Lesson 10: Plan an Act of Love instead of the bonus lesson.

***Distribute the prayer guide to each participant: How to Pray for TCT. They should keep this and use it regularly.

Tips for Teaching TCT Lessons

PREPARE AHEAD OF TIME

1. **Read through each lesson several times.** Make sure you understand the key idea for each lesson. Imagine that you are teaching it. Note sections that may be shorter or longer than the suggested time. If you don't understand something, ask for help.
2. Gather the **materials** needed to teach each lesson. Print enough copies of each **Visual Aid**. If there is a **game or activity** that you are unsure about, **practise it** with your family before you teach.
3. Read all **Scripture passages** that are referenced.
4. **PRAY.** It is only through God's grace and power that we will see people change.

WHILE YOU ARE TEACHING

1. Arrive early and **set up ahead of time.**
2. **Review** often. At the beginning of each session, have the class review the key ideas they have learned so far in the training. Repetition will help them to recall the information later.
3. **Follow the lesson plan.** Don't skip anything. Don't add anything. Limit your talking. Remember that you want the participants to interact with the key ideas, not just listen.
4. **Watch your time.** The teacher guide gives suggested time frames for each section. If you follow the lesson plan and don't let the conversation get sidetracked, you can stay fairly close to these. Then you should have enough time to cover every section.
5. **Encourage everyone to participate.** Help people feel comfortable. Make opportunities for quieter people to answer questions. Wait a few seconds in silence after asking questions.
6. **Respond to wrong answers with more questions.**
7. **Don't rush.** Give time for discussion, activities, and breaks. People need time to understand and to be involved in the learning process.
8. **PRAY throughout the day,** that God will help you teach well and that people's hearts and minds will be open to the Spirit's work.

Lesson 1: The Kingdom of God

Key Idea

The Kingdom of God is wherever Jesus is King and His laws are obeyed. We want to obey Jesus because He is a perfect King.

Materials - none

Introduction - The Kingdom of God is wherever people are obeying God - 12 min

LARGE GROUP DISCUSSION

Read Matthew 10:5-8.

- What did Jesus send the disciples to teach about? (*the Kingdom of God*)

Read Luke 4:43.

- Why was Jesus sent? (*to preach about the Kingdom of God*)

Read Acts 1:3.

- What did Jesus teach about during His last forty days on earth? (*the Kingdom of God*)

Read Acts 28:30-31.

- What did Paul teach about? (*the Kingdom of God*)

The answer to all of these questions is: The Kingdom of God. The Kingdom of God is mentioned 98 times in the New Testament. It is a key idea both Jesus and Paul talked about. In fact, this was the topic that Jesus taught about in his last 40 days. He obviously thought it was very important! It should be important to us as well. But many of us don't really understand the phrase 'the Kingdom of God'.

Answer this question with a partner - 2 min

- How would you describe the Kingdom of God to a new Christian?

REPORT BACK

- Does anyone want to share an answer they thought was helpful?

It might feel hard to explain, but let's read Matthew 6:9-10.

- What does Jesus want us to pray for? (*that God's kingdom will come*)
- What does verse 10 say that this means? (*that God's will is done*)
- Where does Jesus want the Kingdom of God to be? (*on earth, just like in heaven*)

The Kingdom of God is not hard to explain. It is wherever God's will is done. The Kingdom of God is wherever Jesus is King and His laws are obeyed. When people are living like God wants them to, that is where the Kingdom of God is. We are to pray that this happens on earth as it is in heaven.

Jesus is the perfect King - 25 min

LARGE GROUP DISCUSSION

To have a kingdom, you have to have a king.

- How do kings usually act?
- What would a perfect earthly king be like?

- Have you ever known a king like this?

SMALL GROUP DISCUSSION - 15 min

Look up 2 Chronicles 20:6, Deuteronomy 32:3-4, and Psalm 145:8-9.

- How do these verses describe our King?
- How is King Jesus like an earthly king? How is He different?

Share with your group ways that you have seen the goodness of our King in your life. (For example, What difficulties has He helped you through? How has He used other believers to encourage you? How has He blessed you?)

REPORT BACK - 5 min

Facilitator: Ask each group to share one way that Jesus is the perfect King.

Our King, Jesus, IS the perfect King. He is powerful, wise, just, loving, and good.

We want to obey our King - 25 min

LARGE GROUP DISCUSSION

Listen to this story about Thailand.

Thailand is a kingdom. King Bhumibol Adulyadej (*Boo-mee-ball Ah-yoo-dah-tay*) reigned in Thailand for 70 years - from 1946-2016. King Bhumibol was a wonderful King. Even today, people still speak of him with great affection. He was born on a Monday, which is associated with the colour yellow in Thailand. Many people wore yellow shirts every Monday to honour him. He was so loved and admired that people even chose their clothes to please him!

At one time during his reign, the military took over the government in Thailand. There was fighting on the streets. The supporters of the government fought the supporters of the army. Everyone was concerned it would become very serious. And then the king spoke. He told everyone to stop fighting and prepare to have elections. The fighting stopped immediately. Nobody questioned the king; they just did what he said. Even if they still felt angry, it didn't matter. The king had spoken. Pleasing the king was more important than their feelings.

- How did the king's desires impact their behaviour? (*they wanted to please him in everything*)
- Why did the people listen to the king and obey Him? Was it out of fear or love? (*out of love*)
- Do you think that we love and obey our King even more than the Thai people obeyed their king?

SMALL GROUP DISCUSSION - 15 min

Read John 14:15.

- How do we show our love for our King?
- What specific things can we do to obey God?
- List the activities and interactions people have on a normal day. How would we live differently if we were to obey God at all of these times?

REPORT BACK

We show that we love our King by obeying Him. The people of Thailand obeyed their king out of love and tried to give him honour. And our King is more wonderful than we can imagine! He is not only powerful, but He is

GOOD. He cares about us. He wants what is best for us. When we understand this, we will want to obey Him even more than the people of Thailand did with their king!

Conclusion and Application - 5 min

- What are the main things you have learnt about the Kingdom of God in this lesson?

The Kingdom of God is wherever Jesus is King and His laws are obeyed. We want to obey Jesus because He is a perfect king. We love Him!

INDIVIDUAL REFLECTION

- What is one thing you will do this week to obey your King more?

Facilitator: *lead a time of prayer in closing*

- *thanking King Jesus for His goodness to us*
- *praising Him for being the perfect King*
- *asking for His help to obey*

Lesson 2: Seeking the Kingdom

Key Idea

Seeking the Kingdom means glorifying our King in all areas of life by doing everything in ways that make people realise how good, powerful, and wonderful our King is.

Material - none

Introduction - Jesus was always seeking the Kingdom of God - 20 min

LARGE GROUP DISCUSSION

Read Matthew 6:25-33.

- What did Jesus tell people not to worry about? (*what to eat, drink, or wear*)
- What did Jesus tell them to do instead of worrying? (*Seek the Kingdom of God*)
- What do you think Jesus meant by 'seek the Kingdom'? (*pursue with your whole heart, search intently*)
- What would it look like if we lived a life of perfectly seeking the Kingdom of God?
- Do you think that Jesus lived a life of perfectly seeking the Kingdom of God?

In John 14:31, Jesus said, 'I love the Father and do exactly what my Father has commanded me'. Jesus lived a perfect life! So let's look at his life to see an example of how to seek the Kingdom of God.

SMALL GROUP DISCUSSION - 6 min

Facilitator: Split the class into four groups. Assign two verses to each small group, and have them answer this question.

- What was Jesus doing in each of these verses?

Mark 1:35 – *Jesus prayed alone.*

Mark 2:15 – *Jesus ate at a friend's house. (Many people were there. It was a dinner party.)*

Mark 6:3 – *Jesus was a carpenter.*

Mark 1:39 – *Jesus travelled many places, taught people, and drove out demons.*

Mark 4:38 – *Jesus rested.*

John 2:1-2 – *Jesus attended a wedding.*

Matthew 14:14 – *Jesus healed people.*

John 21:9-14 – *Jesus cooked a meal for the disciples.*

REPORT BACK - 5 min

Each group should share the things that Jesus did that their verses describe.

LARGE GROUP DISCUSSION

- Were the things Jesus was doing all 'spiritual' things, or were they everyday things? (*both*)

Jesus did everyday, normal things as well as spiritual things. He taught crowds of people. He went to parties. He cooked a meal for his disciples. He worked as a carpenter. And we know that Jesus' life was perfect. He was always seeking the Kingdom of God, not just when He was teaching or healing.

- Does 'seeking the Kingdom of God' mean that we always have to be doing 'spiritual' things?

Seeking the Kingdom of God does not mean that we just pray all the time or just preach. It doesn't mean we try to spend all our time doing 'spiritual' things. Like Jesus, we can seek the Kingdom of God while we eat, drink, work, and spend time with friends. Let's talk about how we do this.

Seeking the Kingdom of God means doing everything to glorify our King - 20 min

LARGE GROUP DISCUSSION

Read Colossians 3:17 and 1 Corinthians 10:31.

- What words do these verses have in common? (*whatever you do, do it all...*)
- What are both verses telling us to do? (*do everything for God's glory and in Jesus' name*)

Seeking the Kingdom of God means that we do everything for the glory of God. To glorify someone is to praise them. Therefore, seeking the Kingdom means that we do everything in ways that make people praise God. We want people to think and talk about how good, how powerful, and how wonderful our King is. We should be thinking about God's reputation!

- If a child is obedient, hard-working, kind, and honourable, what do people think of the child's parents? (*They are good parents*)
- If a child is rude, cruel, lazy, and tells lies, what do people think of the child's parents? (*They are bad parents*)
- If Christians are lazy and do not keep their houses swept or their gardens weeded, and they are always fighting with each other and spending their money on alcohol instead of food or clothes for their children, what will people in the community think about God? (*They may wonder if God is able to care for His people, or they may believe that God only cares about spiritual matters but doesn't care about families.*)

Our lives tell people about what God is like. It would be terrible if our lives led people to think that our God is not very loving or very powerful or very important. We want people to see how wonderful our King is when they look at how we live our lives. This is what it means to do everything for His glory.

Listen to this true story.

There was a family that was relocated to a tribal village because of a war in their country. Before the war, the family had been very wealthy. The husband had been sent to a prison camp. The rest of the family had gone from living in a fancy house to living in a mud hut. The wife missed the beautiful house she used to have and could only think of what she didn't have. She didn't take care of the simple house and it quickly became run down. After some time, her oldest brother-in-law came to stay. He cheerfully swept and cleaned the area, repaired the house, and picked some flowers to bring a little of God's beauty inside. He stayed for a few weeks doing these kinds of simple tasks without using any money. He added plants and flowers outside. He made the house tidy, clean, and uncluttered. The feeling in the home changed. This gave hope not only to his brother's wife, but to the whole family and their neighbours as well. People could see that the family was happy even though they were still poor and the house was small and simple. The brother used what the family had to give glory to God in the midst of a difficult situation.

- What did the brother-in-law do? (*kept a cheerful hopeful heart, served his family, cleaned up, did what he could to make things nice, reminded them of God's goodness by bringing flowers inside*)
- When people in the village saw that this man had hope in the middle of a hard situation, what do you think they thought about his God? (*God helped them be happy even in the middle of difficulties - He is worth following*)
- Did this family need to be rich to bring glory to God? (*no, they were still poor*)

The brother-in-law encouraged the family and their neighbors. His actions and attitude showed them that even though they were not rich, God was taking care of them.

How to glorify our King in our everyday activities - 30 min

LARGE GROUP DISCUSSION

Here are some ways we can bring glory to our King in our everyday lives:

- 1) We can talk about how wonderful He is and encourage people to trust and obey Him.
- 2) We can serve others - Matthew 5:16 reminds us that people see God's love and speak well of Him when they see us doing good deeds.
- 3) We can show God's character by acting like Him - for example, by being honest, joyful, forgiving, and kind as we do our daily activities.

Facilitator: Repeat these three ways a few times until the class can remember them.

Let's talk about how this works out. The verses we read earlier said that we should eat, drink, speak, and do everything to the glory of God.

- How do you think that we could bring glory to God in the way that we eat?

Examples:

- *Talk about God: Thank God for what He has given you. Remind your children that everything good we have comes from God. Encourage one another as you eat.*
- *Serve: Invite others who may not have enough or need encouragement to eat with you. Make sure that the food is distributed fairly amongst family members.*
- *Show God's character: Don't complain. Be happy to share. Be interested in others' lives as you talk during a meal.*

SMALL GROUP ACTIVITY - 15 min

Facilitator: Draw the following chart on the board. Go through the two examples together. Then work together as a class to list **six** more common activities. These activities can be different each time the lesson is taught. They should be whatever the class decides. Divide the class into small groups. Assign each small group two of the activities. They should discuss what they would put in the second and third column. If they have extra time they can work on the other activities as well.

For each activity, think about:

- What is the typical attitude of people doing this task?
- How can you do it in a way that brings glory to God? Think about:
 - what you can say to tell people how wonderful He is.
 - how you can serve.
 - how you can do the activity in a way that shows God's character.

Activity	Typical Attitude	Future Actions to Glorify God
Washing the dishes or clothes	<i>Done quickly and complain</i>	<i>sing; thank God for work; make the dishes or clothes as clean as possible; be grateful and cheerful, not complaining</i>
Weeding the field	<i>Many weeds are left because it is hard work. People often start late and don't finish the job.</i>	<i>start early and remove ALL of the weeds; sing a song to God while working; take pride that you have done a good job for your family and God</i>

REPORT BACK - 10 min

Each group should share what they talked about.

Conclusion and Application - 5 min

Seeking the Kingdom means glorifying our King in all areas of life by doing everything in ways that make people realise how good, powerful, and wonderful our King is.

INDIVIDUAL REFLECTION

Review the daily activity list. Choose 2 daily activities in which you want to bring God more glory. Commit to working on these areas over the next few months.

GROUP PRAYER

Take time to pray that God will help us to seek the Kingdom of God and put our plans into action.

Lesson 3: How the Kingdom Grows

Key Idea

The Kingdom of God grows when we obey God more completely. The Bible is our instruction manual for how we should obey.

Materials

1. Visual Aid - Instructions for the Kingdom - print enough copies for each small group

Introduction - The Kingdom of God grows in two ways - 20 min

SMALL GROUP DISCUSSION - 8 min

In lesson one, we learnt that the Kingdom of God is where Jesus is King and people obey Him. Imagine Jesus was actually the King of your whole community, and everyone followed His commands in everything.

- What would be different? What problems in your community would be healed?

If the group is struggling to think of ideas, then you can use some of these questions to prompt discussion:

- *How would the lives of widows and orphans be different?*
- *What would be different in families? Is there currently spousal and child abuse?*
- *What would be different about things like safe drinking water, adequate housing and food, health services, garbage and sewer systems, and decent roads?*
- *What would be His goal for the education of children and adults?*
- *What problems, like alcoholism, drug abuse, gambling, or other addictions, would be gone?*
- *How would relationships improve between people?*

REPORT BACK - 6 min

Each group should share two or three things that would be different if their community was more like the Kingdom of God.

Wouldn't it be wonderful if everyone obeyed our King in everything so that our communities were more like the Kingdom of God? It may seem like this would never happen. We do know that the Kingdom of God will not be fully here until Jesus comes again. But in the meantime, Jesus asks us to pray for the Kingdom of God to come on Earth as it is in Heaven. And He asks us to seek the Kingdom of God. Jesus wants our communities to become more and more like the Kingdom of God. He wants His kingdom to grow!

Remember that the Kingdom of God is anywhere that Jesus is King and His laws are obeyed. So the Kingdom of God can grow in two ways.

- 1) More people become Christians and know the King
- 2) Those who know the King are more and more obedient to Him

In this training we are looking at the second way the Kingdom of God grows. This is when each Christian begins to obey God's will more and more in every area of life.

The Bible is our instruction manual - 15 min

LARGE GROUP DISCUSSION

- Does anyone have a mobile phone or TV? How did you learn how to use it? (If someone told you, how did they learn how to use it?)

Sometimes when we buy something valuable, like a mobile phone, we get a manual which tells us how to use it. The instruction manual is written by the company who designed and built the product. They know how to make the product run well. If we want the best results from our new product, it is best to read the manual.

- Who made the world?
- Who made us?
- How can we know the best way to live? Do we have an instruction manual for life?

God designed the world and made it. He designed us and made us. He has written an instruction manual - the Bible. In the Bible, God tells us how to have the best possible lives. It tells us what God's will is. The Bible has all the instructions and wisdom we need to heal our broken world and communities. If we want to see our community changed, we should obey what the Bible says about every area of our lives.

SMALL GROUP DISCUSSION - 5 min

- What are some instructions, rules, or commands that you have seen in the Bible?
- How do you think these instructions can help us have better lives?

REPORT BACK - 5 min

Facilitator: Have each group share one command or instruction from the Bible and explain how it helps us have better lives.

God's instructions in the Bible are given for our good! When we obey the Bible more and more, we will see God's Kingdom grow.

Comparing the Bible's instructions with our culture - 25 min

The Bible has some very clear instructions about how to live. Our traditions and culture also tell us how to live. Every culture has wonderful things. Some cultures teach people to serve one another. Some teach us to value our family and care for our elders. Some cultures encourage hard work and using our resources well. But all cultures have some areas that do not follow God's instructions from the Bible. Let's compare what the Bible says to what our culture says.

SMALL GROUP ACTIVITY - 15 min (includes 5 min for completing the first line as a group)

Facilitator: Divide the class into small groups. Give each group a copy of the **VISUAL AID: Instructions for the Kingdom**. Do the first line (how leaders should behave) as an example for the large group.

Then, assign each group 2-3 different lines to work on. **Give them 8-10 minutes**. If they finish early, they can choose some other lines to fill in.

Fill in the table. First, think about what people in your culture (not necessarily the Christians) would usually say about how to live. Then look at the verses and see what the Bible says we should do.

REPORT BACK - 10 min

When the small groups have finished, go through the table line by line, and have the groups that filled in that line share.

Instructions for the Kingdom

How to live	Overall Culture/ Tradition (not Christian)	Instructions from the Bible	God's Kingdom
How leaders should behave	People serve the leaders. Leaders tell people what to do.	Matthew 20:25-28	Leaders serve people.
How husbands should act		Colossians 3:19 1 Peter 3:7 Ephesians 5:25, 28, 33	
How wives should act		Genesis 2:18 Ephesians 5:22-24, 33	
How people should treat children		Psalms 127:3 Ephesians 6:4	
How to treat people		Matthew 22:36-40 Luke 10:25-37	
How to treat enemies		Luke 6:27-31	
People's attitude toward work		Colossians 3:22-4:1 Ephesians 6:7-8	
People's attitude toward the environment		Psalms 24:1 Genesis 1:28-30 Genesis 2:15	
The most important thing		Matthew 6:25-34 Matthew 22:36-40	
People's attitude toward death and dying		John 11:25-26 Hebrews 2:14-15 Revelation 1:17-18	
People's attitude toward suffering		Luke 6:22-23 James 1:2-3	

LARGE GROUP DISCUSSION

- For which topic were your culture and God's Kingdom most similar? Which were most different?
- When our traditions and culture are different from the Bible, which should we follow? Why?

If we want to walk in obedience to God, we need to obey the Bible. God's commands are for our good! We should not just follow our culture without seeing what the Bible says.

Conclusion and Application - 5 min

- How does God's Kingdom grow? (either by more people becoming Christians, or by more obedience - people obeying God in more ways)

INDIVIDUAL REFLECTION

- How can you begin to obey the Bible more? What are one or two things you can do?

Lesson 4: A Biblical Understanding of Work

Key Idea

Work is part of God's good creation. All types of work are important and can bring glory to God.

Materials - none

Introduction - Work is good - 10 min

LARGE GROUP DISCUSSION

Saul was tired. Every day he had to go and work in the fields. It felt like as soon as he had pulled out the weeds, new ones grew. And when weeding was done, he would need to harvest the crop, or repair the pig pen, or fix something else. There was always a long list of things to do. He thought about Adam and Eve. They had perfect lives. They lived in the Garden of Eden. They had endless food. They probably just walked around, relaxing and looking at the animals. That would be the best life. Or maybe, Saul thought, I could have an office job. People in offices sit in chairs instead of standing or bending over. They don't worry about rain or heat. They eat a big, good lunch every day. But being a farmer is just hard work!

- Do you think Saul was right? Would we still work in a perfect world?
- What do you think that the Bible teaches about work?

We sometimes think that in a perfect world, we would not have to work. Is work the result of the Fall and sin? Let's see what the Bible has to say about work.

Read Genesis 2:2.

- What did God rest from? (*work*)

Read Genesis 2:15.

- Why did God put Adam in the Garden of Eden? (*to work it and take care of it*)
- Was this before or after Adam sinned by eating the fruit? (*the work came before Adam sinned*)

Let's see what happened after Adam sinned. Read Genesis 3:17.

- What effect did Adam's sin have on his work? (*work becomes difficult*)

Mark 6:1-3.

- What was Jesus' profession before He started teaching? (*carpenter*)

As we see in these verses, God works. And right from the beginning, before sin entered the world, God created people to work. Because of the Fall, work is difficult. But work itself is part of God's good creation! In a perfect world, we would still work.

The dignity of work - 10 min

LARGE GROUP DISCUSSION

Let's look at some of the jobs that God gave people in the Bible.

Facilitator: Only read the verses if people don't know the answer.

- What job did God give Adam? *(To work the garden and name the animals - Genesis 2:15-20)*
- What job did God give Noah? *(To build an ark - Genesis 6:13-14)*
- What job did God give to Moses? *(To bring God's people out of Egypt and slavery - Exodus 3:10)*

God could have done these things Himself. He didn't NEED Adam to work the garden, or Noah to build the ark.

- Why do you think God gave each of these people jobs to do? Why didn't He do these things Himself?
(accept all answers - this question sets up the next verse and questions)

Read Genesis 1:26-27 and Genesis 2:15.

- Whom did God create humans to be like? *(Himself - in the image of God)*
- According to these verses, why did God create humans in His own image? What did that allow them to do? *(rule over the earth, work it, and take care of it - basically, to work like He does!)*

We are made in the image of God. God is a worker. By giving us work to do, God is giving us a gift. He is allowing us to reflect His image - to show what He is like. Because of this we find dignity in working.

Reasons to work - 15 min

SMALL GROUP DISCUSSION - 8 min

Read 1 Thessalonians 4:11-12, 1 Timothy 5:8, and Ephesians 4:28. Also think about what we have said so far in this lesson. Then answer the following question:

- What are some reasons to work? List as many as you can.

REPORT BACK - 4 min

Have each group share one reason to work. After each group has shared, ask if anyone has other reasons.

LARGE GROUP DISCUSSION

- Do you think God intends for us to work? *(yes, God means us to work)*
- What attitude do people typically have towards work?
- What attitude do you think we should have about work? *(we should consider work a good gift)*

God intends for us all to work. Work is good! Work gives us dignity. It allows us to provide for our families. We can give to the poor and the church. Work allows us to serve one another through our skills.

All types of work honour God - 25 min

LARGE GROUP DISCUSSION

- Are there some types of work that seem more important than others? What makes them more important?

Let's think again about different jobs God specifically gave people in the Bible. We've already talked about Adam, Noah, and Moses. Adam was a farmer. Noah was a boat builder. Moses led God's people out of slavery.

Facilitator: only look up the verses if needed.

- What job did God give Gideon? *(To lead the battle against the enemy of Israel - Judges 6:14)*
- What job did God give Mary? *(To have a baby and care for him - Luke 1:26-33)*
- What job did God give Bezalel? *(To be an artist - Exodus 31:1-5)*

- When Jesus was hanging on the cross, what job did He give his disciple John? (*To care for his mother, a widow - John 19:26-27*)

God gave all of these people different jobs.

- Do you think God would have preferred if all these people had led a church or preached a sermon instead of doing the work He had given them to do?
- Moses' brother Aaron was a priest. Do you think God considered Moses' work less important than Aaron's work? Do you think God considered ANY of the other jobs as less important than the priests?

The idea that some jobs are more important than others is not in the Bible. The Bible teaches us that God values all kinds of work. Jesus was a carpenter. In Genesis 2:8 we see God planting a garden. God was the first gardener! God calls people to serve Him in a variety of ways. While being a preacher or evangelist is an honourable job, so is gardening, farming, being a carpenter, or being a teacher. We need people to teach us spiritually, but also to grow food, build homes, and teach children. As long as a job is not sinful or harmful – like selling drugs or being a prostitute – our work is good. All jobs are important, and we can bring glory to God through our work.

Let's read a true story.

Around 1608 a man was born in France. He became a Christian at the age of eighteen and, in his twenties, he decided that he wanted to fully commit his life to God. He entered a monastery where he was called Brother Lawrence. Even in the monastery he did not spend all his time at the chapel praying and worshipping God. Instead, he was assigned to work in the monastery kitchen. For more than 10 years, he spent most of his time cooking, cleaning, and washing dishes.

SMALL GROUP DISCUSSION - 10 min

- How do you think Brother Lawrence felt about being assigned to the kitchen? How would you have felt?
- Do you think Brother Lawrence's work in the kitchen was less important than the praying of the monks in the chapel?
- How is cooking and cleaning an important job?
- If you met Brother Lawrence during these ten years, what advice would you have given him?

REPORT BACK - 5 min

LARGE GROUP DISCUSSION

Let me tell you the end of the story of Brother Lawrence.

For a long time, Brother Lawrence was worried that he wasn't devoted to God. But after many years of cooking and washing dishes, Brother Lawrence began to change. He had peace and joy. He remained in the kitchen, but now he felt he was as much in God's presence there—living in obedience to God and serving God washing those dishes—as if he were worshipping in the chapel. People began to come to him for advice and prayer. They asked him how he could be so happy when he was just working in the kitchen all day. He said, 'We should never get tired of doing small things for God. God isn't impressed with how big and important a job seems. He cares that we are doing it with love'.

- What did Brother Lawrence realize? (*he could do things for God no matter what work he did*)
- What was the result of this? (*he was joyful, and people began to seek his advice and prayer*)

Whatever work we do is important, and can bring glory to God.

Conclusion and Application - 5 min

- What did you learn about work? (*examples: work is part of God's good creation; work gives us dignity; work allows us to provide for our family and be generous to others; all types of work are important and can be done to glorify God*)

INDIVIDUAL REFLECTION

- Your work is important and can bring glory to God. How does this change the way you think about your work?

Facilitator: *Take time to thank God that He's given each of us important work to do. Thank Him for different specific jobs and the people who do those jobs. Ask His blessing on them. Invite each person to talk to God about their own work.*

Lesson 5: God Cares How We Work

Key Idea

God cares about how we do our work. We should work diligently and with integrity. We should work with a good attitude, doing our best. This brings glory to God.

Materials

1. Visual Aid - God Cares How We Work - print enough copies for each small group

Introduction - 5 min

LARGE GROUP DISCUSSION

In our last lesson, we learnt that work is good. It is a gift from God, and all work is important. Let me tell you a story.

One of our TCT leaders went to a village to visit a Christian businessman. This man bought coffee from farmers and sold it to factories. The TCT leader saw some scales and climbed on, curious to see his weight. He was shocked to discover that he had lost around 10 kilograms. He told the businessman, who laughed. He explained that those were the scales for buying coffee off the farmers—they weren't correct. He said if the leader wanted to know what he really weighed, he needed to weigh himself on the scales inside the shop. The scales he used to sell the beans were correct. The businessman said, 'If I were honest, I wouldn't be able to stay in business because this is what everyone does.'

- Do you ever see things like this?
- Do you think having two sets of scales is OK?
- What do you think the Bible teaches about this?

While the Bible never suggests some jobs are more important or less important, the Bible does have a lot to say about HOW we should do our work. Let's look at what the Bible says.

God cares about how we do our work - 25 min

SMALL GROUP DISCUSSION - 7 min

Facilitator: Split the class into three groups. Give each group the **VISUAL AID: God Cares How We Work**. Ask each group to begin with one set of verses and answer the question. If they have extra time they can go on to other verses.

- What do these verses teach us about how we should work?

GROUP 1: (work diligently, don't be lazy)

Acts 20:34-35 – *Work hard to supply your own needs and to share with others, especially the weak.*

2 Thessalonians 3:10-12 – *You should work to earn the food you eat.*

Proverbs 10:4 – *Lazy hands bring poverty, diligent hands bring wealth.*

Proverbs 19:15 – *Laziness brings on sleep and hunger.*

GROUP 2: (work with integrity and justice)

Proverbs 11:1 – *The Lord detests dishonest scales, but accurate weights find favour with him.*

Proverbs 16:11 – *A just balance and scales are the Lord's; all the weights in the bag are his work.*

Deuteronomy 16:19 – *Do not pervert justice or show partiality. Do not accept a bribe, for a bribe blinds the eyes of the wise and twists the words of the innocent.*

Psalms 15:5 – *He who lends money to the poor without interest; who does not accept a bribe against the innocent. Whoever does these things will never be shaken.*

GROUP 3: (work with a good attitude, doing your best)

Colossians 3:23-24 – *Work as if working for God.*

1 Corinthians 10:31 – *Eat, drink, whatever you do, do for the glory of God.*

Philippians 2:14 – *Do not complain or argue.*

REPORT BACK - 7 min

The Bible tells us we must not be lazy or complain. We must not treat anyone unjustly in our work. Instead, we should work diligently, with a good attitude and with integrity. We should always do our best, as though we are working for our King!

SMALL GROUP DISCUSSION - 7 min

- Do you think the Christian businessman who buys and sells coffee should change how he works?
- What should he do?
- Will he lose money? If so, what should he do about that?
- Do you know any stories similar to this? If so, what happened?

REPORT BACK - 4 min

This businessman should not have two sets of scales. He should be fair and honest. He may not make as much money, but he can trust God to provide all he needs.

What it looks like to work for the glory of God - 40 min

LARGE GROUP DISCUSSION

Jesus was a carpenter. Imagine what it would be like to sit in Jesus' workshop, to smell sawdust and watch Him work.

- Do you think He worked hard, or took as many breaks as possible when no one was watching?
- Do you think He complained about having to work or worked cheerfully?
- Do you think He would say that it took longer to make a piece of furniture than it did or that the wood was more expensive than it was so that He could charge extra, or do you think He charged a fair price?
- WHY would He have worked like that? (*He was working for God, doing His best to please His Father*)
- What do you think the quality of His work was like? (*high quality*)

- How do you think Jesus would do your job?

SMALL GROUP ACTIVITY - 10 min

Facilitator Instructions: Ask each group to choose a job (for example: teacher, farmer, cleaner). They should create two role plays. One will show a person doing the job in a way that brings glory to God. One will show a person doing the same job in a way that does not bring glory to God.

REPORT BACK - 25 min

Do your role plays for the whole group. After each role play discuss:

- What are some of the ways you saw the person bringing glory to God in his/her work?
- What are some of the ways you saw the person not bringing glory to God in his/her work?
- What are some more ideas we can add to each of these lists?

Conclusion and Application - 5 min

- What did we learn today about how God wants us to work?

We should work diligently and not be lazy. We should work with integrity and not cheat, lie, take bribes, or use our work to harm others. We should work with a good attitude. We should do our best, as though we are working for our King!

INDIVIDUAL REFLECTION

- What are some of the ways you can glorify God in your work?

Lesson 6: Kingdom Communities

Key Idea

(This lesson focuses on the effect that even ONE person can have when they serve God.) When we obey God in every area of life, encourage our families to obey, and love our neighbours by serving them, our communities become more like the Kingdom of God.

Materials

1. Bowl or bucket of water
2. Pebbles
3. Large papers to make posters
4. Markers or crayons

Introduction - 5 min

LARGE GROUP DISCUSSION

God wants our communities to become more and more like the Kingdom of God! It would be wonderful if everyone obeyed God in everything. People would have all they needed. Everyone would be treated as valuable.

- Out of three options, who do you think would do the best job of changing a community so that it becomes more like the Kingdom of God?
 - The government
 - A rich outside organization
 - A person who is obeying God

The correct answer is: a person who is obeying God. That person can be YOU! It may sound overwhelming, even impossible. We feel like we don't have strength, or resources, or influence. But do you remember Kingdom Math from Module One? Our weakness X God = Strength. God is richer, stronger, more powerful, and wiser than any government or organization. God can use our small actions to make big changes. He can use us to bring change to our community. Let's talk about how this works.

God uses our small actions to make a large impact - 20 min

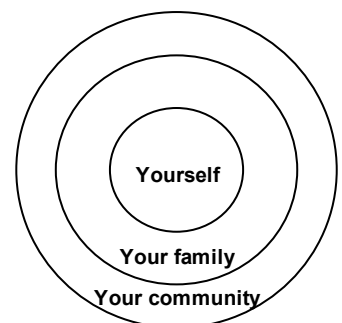
LARGE GROUP DEMONSTRATION

Facilitator Instructions: Get a bowl of water. Put it in the middle of the room. Drop a pebble in it. Have people notice the ripples, spreading out all the way to the edge.

- Where did the change in the water begin? (*one place, in the centre*)

Facilitator Instructions: Draw this diagram on the board or on a poster.

Just like the ripples in this bowl, transformation starts in one place - with one person at a time. Then, it expands to families, then on to communities and so on.



LARGE GROUP DISCUSSION

1. Yourself

The first step in seeing God's Kingdom grow is to look at your own life. We have learnt that God cares about every area of life, and we need to obey Him and try to glorify Him in everything. The Kingdom of God grows when Christians obey Him more.

- What are some things we've learnt about that an individual can do to obey God in different areas of life?

WITH A PARTNER

- Are there any of these ways to obey that you have personally done?
- Is there anything you know that God would like you to do differently to obey Him more?

The first step in seeing God's Kingdom grow in your community is to look at your own life.

2. Your family

The second step is to encourage your family to obey God in everything as well. Help them practice doing everything for God's glory. Pray regularly with your family. Get your whole family to participate in Acts of Love as much as possible.

SMALL GROUP DISCUSSION

- What can you do to help your family members obey God more?
- Did your family join in doing an Act of Love yet? If not, why not? What small Act of Love might your family be able to participate in?

The first two steps to seeing God's Kingdom grow in our community are: 1. Start with yourself - make sure YOU are obeying, and 2. Encourage your family to obey.

3. Your community

In Module 1 of TCT we talked about the greatest commandment.

- Do you remember what it was? Love God, love your neighbour.

Step 3 is to love and serve your community. This is part of obeying God in everything! Look for opportunities to serve. As you see people in need, ask God to show you how you can help those people. Get involved in an Act of Love and find other ways to serve. Even if you feel like you are not able to do much, you should still use all the talents God has given you to serve.

- What are the three steps to seeing God's Kingdom grow in your community? (1. make sure YOU are obeying, 2. encourage your family to obey, 3. love and serve your community)

These might not feel like big things. But as you and your family obey our King and serve your community, people will begin to see how good and great our King is. They will begin to understand that His ways are the best. They will begin to obey Him more. God will use your small actions to bring change, and you will see the Kingdom of God growing in your community!

How one Christian family made a difference - 10 min

LARGE GROUP DISCUSSION

Let's read a true story. (*Facilitator: ask several different people to help read this story out loud - it is long!*)

One Christian Family Makes a Difference

A village high in the Himalayan mountains was made up of about twenty-five tiny wood homes with tin roofs. Most people in the village worked at a nearby tea plantation. Their wages were so low that they struggled to survive. Although the village was so high in the mountains and very cold, the children were barefoot. Each house was built on a small plot of land. Cooking was done in a smoke-filled shack over an open fire. The women would balance a pot on three stones in the fire circle. There were a few chickens running in and out of the houses. The compounds were very dirty. There were no latrines in the village. Children were often sick, and had swollen stomachs.

Most of the children did not attend school. It was a two kilometer walk up and down mountain paths, and they had work to do at home. Because they had not gone to school, many adults in the village could not read or write. When they went to buy and sell at other villages, more educated people took advantage of them.

There was usually enough rain in the mountains for one growing season. If they were lucky, each family could plant and harvest enough rice to get them through the year. But there was not enough to raise vegetables. And the nearest water source was a reservoir two kilometres away. There once was a pipeline from this reservoir, but it no longer worked. It was hard for people to carry enough water for drinking and washing, and even harder to carry enough for growing gardens.

The people were Hindu. They worshipped many different gods - over one million! Each time the villagers ate, they would drop some food on the ground to appease wandering spirits. People felt trapped and defeated, like their lives would never change. Their only hope was that maybe in the next life they would be reincarnated into a better situation. But they also feared that if they made the gods unhappy, they could be reincarnated as a rat or a dog.

A Christian man named Lepcha moved to the village in the Himalayas with his family. Lepcha and his family tried to glorify God in their everyday activities. They worked hard. They kept a very clean compound. They built a cooking house that had a raised fireplace. This made cooking easier and used less firewood. They built a small coop to keep their chickens. They planted a small vegetable garden so their children had nutritious food. They made an outside latrine, and so their children didn't have worms or diarrhoea as often as other children in the village. The people in the village began to notice that Lepcha's life was different. Lepcha showed them how to do these things. Lepcha installed gutters on the tin roof of his house. He placed rain collection barrels under them to collect water when rain fell. Others copied this idea. Now, they collect the rainwater, too.

Lepcha and his family wanted to serve their neighbours however they could. Lepcha encouraged people to work together to lay a new pipeline from the reservoir to the village. Now the villagers have plenty of water, enough to water their new vegetable gardens. Many of the people have copied the chicken houses. They have built latrines that don't smell or have flies. They see that they can live healthy lives. Lepcha's family began to teach people to read and write. They taught any adults and children who wanted to learn. Today, the village has its own school for children up through fourth grade. The people have a sense of accomplishment. There is also a small church building because twenty-three of the twenty-five families have a personal relationship with Christ. God used this one family to bring transformation to the whole area.

The story of Lepcha's family was told time after time in villages in northern India and eastern Nepal. After several years the same thing happened in other villages in the area. God used Lepcha's obedience and service to bring transformation!

- How did Lepcha begin to make changes in the community? Where did he start? *(with his own family)*
- What are some things Lepcha and his family did to glorify God in everyday activities? *(worked hard, kept a clean compound, used resources well (like the rain water), tried to live in healthy ways)*
- What are some ways Lepcha and his family served the community? *(taught people to read, encouraged people to work together to build a pipe, shared what they learnt with their neighbours)*
- What were some of the changes that God brought through Lepcha and his family? *(better health, clean water, better food, churches, schools, hope)*
- If the government or an outside organization had started a school or fixed the waterpipe, do you think the results would have been the same? Why or why not? *(not the same - people would not have the same sense of accomplishment and hope; they would not understand that God cares about them; God would not have received glory!)*

- Can you do any of these things? How can you be like Lepcha in your community?

Lepcha and his family did their best to glorify God even in small, everyday activities like keeping their compound clean. They found ways to serve their community. God used them to bring transformation. This is a process. It doesn't happen all at once. But it happens. As we obey, love, and serve, the Kingdom of God will grow.

- What do you think would happen if every person in your church began to do this?

Community change in all four areas - 30 min

LARGE GROUP DISCUSSION

Let's think about how we want to see our own communities change to become more like God intends.

SMALL GROUP ACTIVITY - 20 min

Facilitator: Give each group a large sheet of paper and markers or crayons. Ask them to draw lines to split the paper into 4 squares.

- Do you remember the four ways that Jesus grew from Luke 2:52? (*mental, physical, social, and spiritual*)

Label the 4 sections of your paper as mental, physical, social, and spiritual changes. Remember that social changes are those related to our relationships (for example, marriage, parenting, relationships between neighbours, and unity in the church). Physical changes include things like money, food, and health. Mental changes would be those related to education and learning skills.

- How would you like to see your community grow to become more like the Kingdom of God? What changes would you like to see? Write them down or draw pictures under each heading showing these changes.

REPORT BACK - 10 min

Ask each group to show their posters and share 3-4 changes they would like to see in their community.

Keep these papers after the activity. They will be used again in lessons 8 and 10 and the bonus lesson for MTs.

Conclusion and Application - 5 min

- How can we help God's Kingdom grow in our community? Where do we start?
 1. *Start with ourselves*
 2. *Teach and encourage our family*
 3. *Love and serve our community*

When we do these things, our communities will begin to look more like the Kingdom of God. God uses our obedience and service to bring transformation!

INDIVIDUAL REFLECTION

- We've already thought about how we are obeying and how we can encourage our family to obey. What does God want you to do? Ask Him to help you do it.
- Now, think about your community. What can you do to serve your community?

Lesson 7: Serving Our Community Well

Key Idea

We can grow in our ability to serve others in ways that give long-term help. One way is to help people find work to do.

Materials

1. Visual Aid - Mrs. Lee (stories and questions) - print enough copies for each small group

Introduction - Growing in the way we serve our community - 5 min

LARGE GROUP DISCUSSION

- Can anyone think of a needy person or family that your church has helped?
 - What did you provide for them?
 - What was good about helping them?
 - Did it solve their problem?
 - Did they change, or just continue looking to the church for help?
- Should churches always provide everything that poor people need? Why, or why not? (*not always, it may cause unhealthy dependency*)
- Can you think of a situation when the church SHOULD provide for someone's needs as much as possible? If so, when? (*Examples: giving relief after a natural disaster; if someone is very old, very young, or sick, and no one else is helping*)

Part of how we can help the Kingdom of God to grow is to serve others in our community. But sometimes it's hard to know the best way to do this. In this lesson we are going to look at how we can serve people well. We want to help people in a way that brings long-term change. And we want to do it without creating dependency.

The role of work in long-term change - 10 min

LARGE GROUP DISCUSSION

Earlier in this module we talked about work.

- What are some things we learnt about work?
- What are some of the reasons the Bible says we should work? (*win the respect of others; be independent - 1 Thessalonians 4:11-12; provide for your family - 1 Timothy 5:8; be able to share; have dignity*)

In the book of Ruth, a young widow named Ruth went to Bethlehem with her mother-in-law. They were very poor. To get food, Ruth followed workers in the field of Boaz. She gathered the grain that the harvesters missed or dropped. Boaz took an interest in her. He learnt that Ruth was supporting and caring for her mother-in-law.

Read Ruth 2:8-9.

- What did Boaz do to help Ruth? (*he gave her a safe place and a job to do*)
- Why do you think he didn't just give her money or wheat? (*when we work we can provide for ourselves and have enough to share, and it also gives dignity*)

Boaz wisely gave Ruth a better gift than money or food. He gave her work to do. Instead of just giving money or food to people with needs, there are other ways we can help people have hope that life can change. One of these ways is to help them find work. This brings them independence and dignity.

Mrs. Lee serves without creating dependency - 30 min

LARGE GROUP DISCUSSION

Mrs. Lee is a real woman in Asia. She longed to help families in her community, especially those without work. She started to visit some poor families every month. Let's read three of the many stories of how she has been able to help families without creating dependency. These stories are all true.

Story 1 – Mrs. Lee and the flower garden

In her area, there was a poor family with two children. Both mother and father were unemployed. Mrs. Lee stopped by to visit. She noticed there was a small piece of land with soil in front of their home. 'Why don't you plant some flowers?' she asked. 'You can make your home more beautiful and also sell them in the market nearby.'

The mother in this family did just that. She began taking the flowers she grew to the market and sold them. She soon found that buyers were asking for other kinds of flowers as well. She only had a small piece of land and couldn't plant any other kinds. She began purchasing flowers from other growers. Then she would sell them, alongside hers, for a profit. She thought to herself, 'I could sell other things as well!' Now she wakes up early every morning to buy bananas and coconuts. She sells them at the market at her flower stand.

Story 2 – Mrs. Lee and the sweet potatoes

Another poor family didn't have any special skills. They worked as daily labourers, but they often weren't able to find work. Mrs. Lee could see that this family was hard-working. They really did want to work!

Mrs. Lee went to visit a different family in the church. These people were sweet potato farmers. She asked them whether sweet potato farming was profitable and if there was a good market. She asked what supplies are needed to start sweet potato farming. She learnt that it was a good job. She explained to the church family that God has called us to love our neighbours and look after the poor. She asked them if they would be willing to teach the poor family how to be sweet potato farmers. They agreed.

Mrs. Lee introduced the two families. The poor family was excited that they would be able to do something to earn money. They quickly rented a small piece of land and everything that was necessary to start farming sweet potatoes. At the end of the year, they had a good harvest. They were able to pay the rent on the land, the money for the potato slips (which are used to start potatoes), and still have a good profit for the family.

Story 3 – Mrs. Lee and family reconciliation

The third family Mrs. Lee wanted to help had been separated from their parents. The parents believed that their son and his family were useless and wouldn't amount to anything. Mrs. Lee met with the parents to try to reconcile the two sides. She asked the parents to accept the family back and help them a little. She told them that she would meet regularly with their son's family. She would help that family to improve their lives. As a result, the parents decided to trust their son again. They decided to loan him some money so he could start a scrap metal business. He now buys old, used things which are made of iron. He sells them to the local recycling shop. He is able to support his family. He has dignity and hope for the future.

SMALL GROUP DISCUSSION - 10 min

Facilitator: Hand out the **VISUAL AID: Mrs. Lee** to each group. Ask them to answer the questions.

REPORT BACK AND SUMMARY - 10 min

Facilitator: For each question, ask a different group to share their answers. After that group shares, allow other groups to share if they have a different answer. Some sample answers are below.

1. Mrs. Lee did not just tell families to find work, or hire them to do work. She did much more. What did Mrs. Lee do for each of the families?
 - *Paid attention to them and learnt about their situation*
 - *Gave advice and encouragement*
 - *Did research about different options for people*
 - *Visited others (the family who grew sweet potatoes) to see if they would be willing to teach skills*
 - *Worked to reconcile relationships*
2. What was the result of Mrs. Lee's actions?
 - *People had jobs and were able to provide for their family.*
 - *People had pride because they were able to do something to help themselves.*
 - *People had hope that their lives could change.*
3. What would have happened if Mrs. Lee had just given money or food to each of these people?
 - *They wouldn't have changed.*
4. If Mrs. Lee had given them money each week for two years and then stopped, do you think that their lives would have improved as much as they did? Why or why not?
 - *No, they would have gotten used to Mrs. Lee giving them money and would have relied on that rather than working.*
5. What is the difference between helping with money and the way that Mrs. Lee helped?
 - *She gave people hope and skills and a practical way to help themselves.*
6. Imagine if many of us started acting like Mrs. Lee—visiting families and listening, looking and trying to understand their problems, and then looking for solutions. What would be the impact on your community?

Mrs. Lee is a good model of how to help others. Giving people things is not always the best way to help them. It is better to spend time with people and understand their situation. Then you can encourage them and give them hope. Maybe you can help them find work or other ways to provide for themselves. You can teach them ways to live that will help them change their lives long-term.

Case study - helping to bring long-term change - 20 min

LARGE GROUP DISCUSSION

Many people who aren't working aren't necessarily lazy. Often, they are overwhelmed by the difficulties of life. They have trouble believing that they can change anything. They need hope and a way to start changing.

Imagine there is a family that lives near your church. The husband is usually gone. Once every month or two he returns for a few days and brings back a little money for the family. The wife looks after their three children. None of them attend school. Usually, the children are running around barefoot. They wear very old clothes. Their house is extremely run down. It leaks terribly in the rain. Sometimes the children can be heard crying because they are hungry.

- What are some of the needs that this family has? Let's list as many as possible.

- Is it OK to give a gift of rice or clothes to the family? (*Of course! But don't do this often, or they will come to depend on the gifts. It's important to also help in ways that bring long-term change.*)

SMALL GROUP DISCUSSION - 5 min

- What are some ways that you could help by being like Mrs. Lee to this family?

REPORT BACK - 8 min

Facilitator: Ask each group to share three ideas. After they have all shared, you can also suggest the ideas below that they may have missed.

Possible Answers:

- *Help the wife and younger children earn some money. Do they have some land or any special skills?*
- *Help the younger children go to school. Take the mother with you to talk to people at the local government office. See if they can get a free school pass or if there is a literacy program in your area. Find out what help is available.*
- *Collect used clothing at the church. Try to provide some basic clothing for each of the children.*
- *Start visiting with the mother on a regular basis. Encourage her to see that life can be different.*
- *Help the family rebuild the house. Ask a few people from the church to come and help with the work. Use materials that the family has and the labour of the children. Eight-year-olds have plenty of energy!*
- *Encourage the family to start a small garden to grow vegetables so they have a better diet.*
- *Offer the family a few chicks. Get someone in the church to help them learn about chicken farming. If necessary, keep the chickens at your house so the family isn't tempted to eat them immediately. Ask one of the children to come every day to collect the eggs and look after the chickens. Teach them how to look after the chickens well.*
- *Contact the husband and wife's family. Can they help in any way?*
- *Help the family plan how to use the husband's money better. Can they invest it into something that will give them money in the future? How can they better make it last?*

Conclusion and Application - 10 min

- How can we serve people in ways that bring long-term change and don't create dependency? (*examples: spend time with people, understand their situation, build relationships, encourage them, teach them skills, help them find work*)

SMALL GROUP DISCUSSION - 5 min

- Is there a person or family in your neighbourhood who needs help? How can you serve them in a way that brings long-term change?

REPORT BACK

Each group should share one thing they discussed.

Lesson 8: Praying for Transformation

Key Idea

Only God can truly transform a community. If we want to see our community change, we need to pray for transformation, for God's wisdom, and for His help.

Materials

1. Posters from lesson 6 - either place them on tables, or attach them to the walls where people can walk around and see them

Introduction - God is the one who brings transformation - 10 min

LARGE GROUP DISCUSSION

Imagine that you have just been elected as the leader of your community.

- **With a partner**, think of some resources you would need to make your community perfect. Try to think about everything including experts, money, new roads, etc. Think of as many resources as you can in one minute.

Facilitator: After one minute, invite each pair of partners to share 2-3 resources they thought of. When everyone has shared, ask if there are other resources people listed not yet mentioned. If no one mentions ideas like prayer, God's power, God's wisdom, ask the class if they can think of anything they may have forgotten.

Read Psalm 127:1.

- What is the most important thing we need for our community to be transformed?

We cannot transform our community or build God's Kingdom with material resources alone. Our efforts or the government's efforts may bring some good changes, but only God can bring complete transformation.

In order to see our communities become more like the Kingdom of God, we need to pray!

- We should pray for transformation.
- We should pray for God's wisdom.
- We should pray for God's help.

We must pray for transformation - 10 min

LARGE GROUP DISCUSSION

Read Matthew 6:9-10.

We have said that the Kingdom of God is anywhere people are obeying King Jesus. But this verse does more than just tell us *about* the Kingdom of God.

- What is Jesus telling us to DO in this verse? (to pray for His kingdom to come)

Jesus wants us to pray that our lives, our families, our communities, and the whole world will be transformed to be more like the Kingdom of God.

CORPORATE PRAYER - 7 min

We are going to take some time to pray. Walk around the room. Look at the posters we made in Lesson 6. Let's all ask God to bring each of these changes to our community!

We must pray for wisdom and then obey - 30 min

LARGE GROUP DISCUSSION

God wants us to pray for transformation. But we should not just pray and then do nothing but wait for a miracle. When God brings transformation, He often chooses to do this through our obedience. He wants us to be a part of His work. Let's talk about how we know what He wants us to do.

Read James 1:5.

- What does James tell us to ask for? (*wisdom*)
- How does God respond? (*He gives generously without seeing our faults*)

God wants us to ask for wisdom. He generously gives wisdom.

Naaman was the commander of the army of Syria. He was a very powerful man. However, he had leprosy, a terrible skin disease. Naaman heard that in Israel there was a prophet that could heal him. So he went to ask Elisha what to do.

Read 2 Kings 5:9-14.

- What did Elisha tell him to do? (*Bathe in the Jordan river seven times.*)
- What was Naaman's first reaction? Why did he react that way? (*He was angry. The instructions didn't make sense to him, so he didn't want to obey.*)

Naaman asked for a miracle. He was given wisdom, but didn't want to obey! When God shows us something to do, we need to start by obeying whatever directions He gives us, even if it feels small or irrelevant.

- What happened when Naaman obeyed? (*He was healed.*)

Let's read another true story.

God gives wisdom to a church

One church prayed each month about Acts of Love. They asked God what they could do next to see their community become more like God intended. One thing they wanted for their community was a tractor to help people plant and harvest. But it seemed impossible that they would ever have enough money to buy one.

One time as they were gathered, they felt like God spoke to them and said, 'If you widen the walking track to the crop area, then I will give you a tractor.' The church immediately responded and widened the 3-kilometre track so that a cart could travel on it.

That year, everyone in the community realized that they wouldn't have to carry their harvest to the market on their backs. They all planted more crops. And with carts, they were able to transport the harvest more quickly. So they took more to the market to sell, and it was much fresher when it got there. They were able to get a better price. The villagers all earned more money than they expected. They were so grateful to the church that they brought them some of the extra profit. It was a large sum of money.

The church prayed and asked God how they should use the money. He reminded them that He had promised them a tractor. The money was enough to buy that tractor.

- How did the church know what to do? (*They asked God for wisdom.*)
- What was the church's response to what God was showing them to do? (*They obeyed and widened the walking track.*)

- What did God do? (*He gave them the idea, and He caused the people in the village to be generous towards the church so they were able to buy the tractor.*)
- If they hadn't widened the walking track, would they have a tractor? (*No*)

God gave wisdom to this church, and they obeyed. Sometimes God might give us a very clear direction. Other times we just need to do the thing that seems like the best idea. God will show us if we choose the wrong thing. And as we are obedient, God will bring healing to our community.

SMALL GROUP PRAYER - 5 min

In the same groups, take 3-5 minutes to be silent before God. Ask God if there is any wisdom that He wants to give you about how to begin to make the changes on your poster.

- Is there anything God showed us that we can do? If so, share these things with your small group, and write them down.

During the next lesson, you will share one idea for an Act of Love with the rest of us. Please take time right now to decide which idea to share and who will share it.

Facilitator: *There is no report back for this small group time. The sharing will be done in lesson 10.*

We should pray for God's help when we face obstacles - 10 min

LARGE GROUP DISCUSSION

We've said we should regularly pray for transformation. We should ask God for wisdom to know what to do. We should obey. And here is another situation when we should pray!

Read Philippians 4:6 and Psalm 46:1.

- When should we go to God for help?

We should ask God for His help when we have problems or face obstacles.

God Changes Hearts

The small village of Konthanpalle had a water problem. They had a well with an electric pump, but the government only powered the pump for a few hours each day. In the morning and evening when people needed it most, the power was cut. People had no way to draw fresh water. After praying about this problem, the church decided that they would construct a small cement holding tank. Then they could store water while the pump was running. That water would be available when people needed it. Unfortunately, the man who owned the property near the well would not allow them to build the water storage tank. He said that it would make a muddy mess. Discouraged, the church went away and prayed again. They prayed for God's help. Amazingly, the man came to them the next day with a complete change of heart. He allowed them to build the water tank, and he also offered to help! The church members worked for three days. As non-Christians saw what they were doing, they came out to help as well. Now all the people have water when they need it. This project also changed the community's mindset toward the Christians. They had been suspicious of Christians, but they are now friendly to them. Some even come to the Christians and ask for prayer.

- How did God answer the church's prayer for wisdom? What idea did He give them? (*build a storage tank*)
- What problem did they run into? How did they deal with the problem? (*the man who owned the property wouldn't give permission to build it; they prayed for God's help.*)
- What did God do in response to their prayer for help? (*changed the man's heart*)
- What else did God change through this Act of Love? (*people have water; the community is friendly*)

The church did their best to obey God's direction. When they ran into problems, they prayed, asking God for help. God answered their prayers!

Conclusion and Application - 10 min

LARGE GROUP DISCUSSION

Here is another true story.

Building Materials

In one TCT community, the church felt God challenging them to build stable homes for everyone in the community. They did a survey of the area and decided there were 35 houses that were about to fall down and needed to be rebuilt or repaired. Over time, the church members collected resources and volunteered their time to complete the work. They were able to finish 17 of the 35 homes. However, after completing the 17th house, they realised they had no resources left to rebuild the remaining 18 houses. They did not get discouraged and give up on the task they had set out to complete. Instead, the church members decided to get together to pray and fast one night to ask God to help them finish the project.

The next morning as they left the church, large trucks filled with building materials pulled up outside the church. They started dumping their loads. Confused, the church members rushed to tell the truck drivers that they had the wrong address. No one had ordered any building materials. No one was able to pay for them. The truck drivers responded that the materials were the church's responsibility. If they didn't want the materials, they would have to move them. When the church leaders asked the truck drivers why they had dumped the materials in front of the church, the drivers simply replied, 'We were tired of driving. We just felt like dumping the materials so we could get back to the warehouse'. The church leaders realized that the materials were surplus from a nearby warehouse. They were being thrown out to make space for new materials.

So the church received all these building supplies for free. It miraculously turned out to be enough to finish the rest of the houses for the community!

- Why did the church want to build a house for everyone? *(they felt that God challenged them to do it)*
- What did the church do? *(they began to obey)*
- What obstacle did they encounter? *(they ran out of materials)*
- What did they do when they ran into that problem? *(they prayed and fasted)*
- What was God's response to their prayer for help? *(He sent materials!)*
- Do you think God would have sent the materials if they had not first obeyed as best they could? *(probably not - He wants us to trust him and obey first.)*

We don't have to try to change our community through our own efforts. In fact, we can't. Only God can bring lasting change.

- What can we do? *(examples: try to glorify God in everything we do; encourage our family to obey, serve our community; pray for transformation; ask God for wisdom - what to do to begin this work, obey what He shows us to do; ask Him for help when we encounter obstacles)*

When we seek to build God's Kingdom, God often multiplies our efforts to do more than we would expect!

Pastor: Invite people to join in a regular prayer time for transformation of their community. Tell them when this will be. Each time you meet, spend some time in corporate prayer for transformation, wisdom, and help.

Lesson 9: Keep Praying and Obeying

Key Idea

To see God's Kingdom growing, we need to keep praying and keep obeying.

Materials

1. Visual Aids: Body Parts Cards (print and cut apart)
2. Handout: Planning an Act of Love (print for each MT or LF, not for congregations)

Facilitator: The section called 'Planning an Act of Love' is intended for Master Trainers and Local Facilitators only. It will help them prepare to plan an Act of Love with the congregation. When teaching this lesson to congregations, do NOT go through that section.

Introduction - 15 min

SMALL GROUP DISCUSSION - 5 min

In your small group, make a list of the main ideas from this training about the Kingdom of God.

REPORT BACK - 7 min

Facilitator: Bring up the following things if they are not mentioned.

- The Kingdom of God is wherever Jesus is King and His laws are obeyed. Our King is perfect - we want to obey Him!
- Seeking the Kingdom of God means we try to bring glory to God in everyday activities.
- The Kingdom of God grows when people obey God's commands more and more.
- Work is good. We can glorify God with our work. We should work hard and with a good attitude.
- Life can change! God uses our small actions of obedience to bring transformation. He wants us to glorify Him our own lives, help our families obey, and love and serve our community.
- We can serve in ways that bring long-term transformation. One way is to help people find work to do.
- God is the one who really brings transformation! We need to pray for transformation and for His wisdom and help.

We know that God cares about all parts of our lives. We should do everything, even our everyday activities, in a way that shows God's love and goodness. Remember that God can use us to help our community become more like the Kingdom of God. In order for this to happen, we need to do two things: keep PRAYING and keep OBEYING!

- What are the two things we need to do? (*pray, obey*)

Keep praying - 12 min

LARGE GROUP DISCUSSION

In our last lesson, we spent time praying.

- What were we praying for? (*for transformation, for wisdom, for help*)

Read Colossians 4:2, Ephesians 6:18a and 1 Thessalonians 5:17.

- What do these verses tell us to do?
- Why do we need to keep praying for transformation? (*God is the one who brings transformation, He is wise and powerful*)
- Should we only pray when we know of immediate needs, or regularly? (*regularly!*)

We need to make prayer for transformation in our community a regular part of our lives.

FACILITATOR: *If you are training a congregation AND you have already decided when your church can add regular prayer for transformation, there is no need to do the following small group discussion and individual reflection below. Simply invite your congregation to participate in the new prayer time and move on.*

SMALL GROUP DISCUSSION - 5 min

- Where could prayer for transformation be added into the schedule of a church? Think of as many ideas as possible. (*examples: during the weekly prayer meeting; at some point during the worship service*)

REPORT BACK

INDIVIDUAL REFLECTION - 2 min

- Which of these options will your church do? When will you start doing this? Who will lead it?

Keep obeying - 3 min

LARGE GROUP DISCUSSION

We need to keep praying.

- What is the other thing we need to keep doing? (*obeying*)

Say it together again: Pray, obey. Pray, obey. Pray, obey.

To help God's Kingdom grow in our community, we start by obeying God in every area of our own lives. We try to bring glory to God in all we do. We help our family obey more. And we serve our community by doing Acts of Love.

Read Galatians 6:9 and Ephesians 2:10.

- Why did God create us? (*to do good works*)
- How many good works has God prepared for us to do? (*more than one... we should constantly do good, not getting tired of it or giving up*)
- What do you think we should do after we finish doing an Act of Love? (*do another one*)

We want to keep obeying. Let's not stop after doing just one Act of Love.

Every member should be serving, not just the pastor - 20 min

LARGE GROUP ACTIVITY

Let's talk about who should be involved in Acts of Love.

Read the first part of Colossians 1:18.

- What does this verse say about the church? (*It is the body of Christ Jesus. He is the head.*)

Facilitator: Give out the **VISUAL AID: Body Parts Cards** to different people. Ask the class to identify each body part as you hand it to someone. If possible, give everyone a body part. Then ask the following questions.

- Which parts of the body are the most important? (**Facilitator:** Have the people with 'important' parts lift them up high.)
- Would the body be able to function if it only had the most important parts? (*no - you need many parts*)

- Which are the smallest parts of the body we have here? (*class decides...*)
- What would be the impact of getting rid of just the smallest parts? Would the body function as well? (*body could still function, but maybe not as well - it would have limitations*)
- If you were trying to pick up a rock, what body parts would you need to work together? (*examples: eyes to see, brain to tell hand where to move, arm to move hand, fingers to close, hand to lift*).
- If all the parts were there but refused to work together, would the body still function? (*no*)

LARGE GROUP DISCUSSION

Read I Corinthians 12:12-20.

- As the body of Christ, is there anyone who is not necessary?
- If any member of the church is NOT obeying God by serving, is the body working as well as it should?

Read Ephesians 4:11-12.

- What job did God give to the church leaders? (*to equip the saints*)
- Who does the work of service? Is it just the leaders? (*the saints, the whole church*)

The WHOLE church should be doing the work of serving. This is not just the job of the pastor and other leaders. Every member can be involved in Acts of Love.

- In India, youth from a church cleaned a hospital.
- In Benin, an entire congregation worked together to harvest the crops of a family in the community who had just lost a child.
- In DR Congo, the women of the church trained other women in the village to make cleaning products.
- In the Philippines, some people cleaned a beach. Others prepared snacks for the workers. Others prayed for transformation while the Act of Love was happening.

The church is Christ's body. Every member of the church is essential to the work of the whole body. Every member should be serving. We should all keep praying and keep obeying.

Review of the characteristics of an Act of Love - 10 min

LARGE GROUP ACTIVITY

In our final lesson, we will take time to plan our next Act of Love.

- What characteristics of an Act of Love can you remember?
- Can you explain more about this characteristic? Why is it important?

Facilitator: You can give action hints (shown in parenthesis) to help people remember the characteristics.

1. Done to show God's love (action - hands shape a heart)



God commands us to love our neighbours. Our goal is not to convert people. It is only to show them love. We don't want them to feel manipulated through our Act of Love, like we are trying to make them attend church. When people ask why we are serving them, we tell them it is because God loves them.

2. Done in obedience to God (praying hands)



This means we ask God for wisdom when we are deciding what to do. Sometimes this means the Acts of Love might not make sense. We don't automatically choose to do something for the poorest person in the community. Instead, we do what God shows us to do!

3. Small and Simple (fingers showing a small thing)



We want to keep our Acts of Love small and simple so that they are easy to complete and many people can get involved.

4. Done using local resources (pretend to shovel)



We want to use the resources in our community. Using our own resources—rather than looking for a donor to provide—is more of a demonstration of love to our community. Often, as we use what we have, God multiplies it.

5. Done through God’s strength (show strong arms)



We will run out of energy if we try to do Acts of Love in our own strength. Pray and ask God to give you the strength and help that you need.

6. Involve as many people as possible (stretch hands toward people)



We want to involve as many people as possible in our Acts of Love. We want to see the whole body of Christ using their talents and energy to serve our community.

7. Done so God is praised (hands raised)



We want the glory to go back to God at the end of the activity! We want people to recognize how wonderful our King is!

Conclusion

LARGE GROUP DISCUSSION

- What are the two things we need to keep doing? (pray, obey)

We are almost done with Module 2. And we are going to keep praying. We’ve decided when we can incorporate prayer into our church schedule. We are going to keep obeying. We’ve thought about different areas of our lives, and how we can obey God more. And in lesson 10, we will plan our next Act of Love, so we can show God’s love by serving our community.

Facilitator: *If you are training MTs or LFs, use the remaining time in this lesson to go through the section below: **Helping congregations plan an Act of Love**. If you are training a congregation, move directly to **Lesson 10: Plan an Act of Love**.*

Helping congregations plan an Act of Love - 15 min

(This section is ONLY for MTs and LFs, not congregations)

LARGE GROUP DISCUSSION

MTs and LFs will not go through lesson 10 right now. You will not plan an Act of Love. We have a different lesson for you. But we want to make sure you are ready to help the congregation plan an Act of Love. This handout will help you do that. You will want to keep it to use in the future as well.

Facilitator: *Hand out the **VISUAL AID: Planning an Act of Love**. Ask a participant to read each step out loud. Then, ask the questions.*

Step 1: Pray - Ask God to show you what needs or community change to focus on, and what you should do for your next Act of Love. Take a few minutes of silence to listen to God.

Usually, you will pray about ideas for Acts of Love as your first step. During this module, however, we have already done this. In lesson 10, you will begin with Step 2, asking each small group who created a poster to share ONE idea for an Act of Love.

- What ideas did your groups decide to share?

Step 2: Select an Act of Love - Did God give any inspiration? If anyone has any ideas of what would make a good Act of Love, ask them to share. Together, agree on what you feel God is leading you to do. Make sure you think about these things:

- Does it show love?
- Is it small and simple? Can you do it in just one day?
- Can it be done using resources you have available?
- Does it involve as many people as possible?

Think back to Module 1.

- Was it hard for the congregation to select an Act of Love after Module 1? Did you have several ideas, or just a few?
- Was it difficult to come to an agreement? If so, what would make it easier?
- Did you choose something that involved as many people as possible?
- Did you choose something that could be accomplished in one day?

Step 3: Make a plan - Discuss the following questions. If possible, have someone record the answers so that you don't forget.

- What are you going to do?
- What resources do you need? Where will you get those things? Who will get them?
- Who are you going to help?
- Who is going to participate in the Act of Love?
- Who will invite everyone to help and tell them what they need to know?
- On what date are you going to do it?

- Did you make a clear plan last time? Was it helpful to have a plan?
- Can you think of ways you could improve your planning?

Step 4: Pray again

Pray together for transformation and help. Ask God to help you complete the project and to multiply the results. Pray that His name may be glorified. During the next week or two, while you are preparing for your project, keep praying that God will help you with the project.

- Did you spend time praying for the last AOL? Who participated in the prayer?

Step 5: Do the Act of Love

Start the day with prayer to **dedicate** your efforts to God. You are doing this project to demonstrate God's love to your community. Try to maintain an attitude that matches this goal.

Step 6: Evaluate and report

After you do the Act of Love, you should evaluate what happened and tell the whole congregation about it. Evaluating is important because it helps us to learn. We can think about what we did well and what we can do to improve next time. This doesn't need to be a long process. You can just take a few minutes to discuss these questions:

- What went well?
- What didn't go well?
- Did people respond as you expected? If not, why not?
- Was God glorified? Do people see more clearly that He is loving and powerful?
- What improvements could you make to the plan?

- Did you do an evaluation? Did you report back to the congregation so everyone knew what happened?
- What went well when you did the Act of Love? What was challenging? How did the church overcome the challenge?
- Is there anything you would do differently next time?

Step 7: The final step in Acts of Love is to go back to the beginning and do step one again!

- Do you have any questions about helping your congregation plan an Act of Love?

We hope that after studying Module 2, you understand more deeply how loving our King is, and that He plans to use us to help our communities become more like His Kingdom. We hope that you want to keep praying and obeying Him. We hope you want to bring Him glory in everything because you love Him so much.

Facilitator: *Lead a short time of prayer, asking God to help congregations as they go through Module 2 and plan Acts of Love to serve their communities.*

Lesson 10: Plan an Act of Love

Facilitator: This lesson is for congregations only, to give them specific time to plan their next Act of Love. When training other trainers, do not teach Lesson 10. Instead, teach the Bonus Lesson: The Discipleship Tree.

Key Idea

Congregations will plan their next Act of Love.

Materials

1. Posters with social, mental, physical and spiritual changes from Lessons 6 and 8
2. Visual Aid: Planning an Act of Love - for the facilitator only

Introduction - Planning is important - 5 min

LARGE GROUP DISCUSSION

Let's read another story:

Farmer James went out to prepare his piece of land for planting. While on his way, he remembered his wife had asked him to feed the chickens. So he went home, got the chicken food, and went to feed the chickens. While James was feeding the chickens, he looked at the goat pen and noticed that it was broken. He felt worried that if it wasn't repaired immediately, then the goat may escape. He returned home to look for wire to fix the goat pen. As he didn't have the right tools, James went to his neighbour and asked to borrow tools from him. Since he was already visiting, James decided to take a few extra minutes to talk to his neighbour, who was a new Christian in the church and whom he heard was having a difficult time.

At 11:30, the neighbour's wife asked James if he would like to join them for lunch. Realising the time, James apologised and returned home quickly for lunch with his family. After a short nap, he went to finish repairing the goat pen. While completing that job, his wife reminded him that the pump on the well wasn't working and said that while he had his neighbour's tools, he should fix it as well. As the day finished, James had almost finished fixing the pump. Yet again, he hadn't made it to the field for planting. But tomorrow morning, surely, he would get to it. He would just need to finish fixing the pump and return the tools. Then he could get started on planting.

- What happened in this story?
- Were the things Farmer James did bad things or necessary things?
- What will be the end result if James continues to manage his farm like this and never gets the planting done?
- Do you ever have days like this?
- How can we ensure that this doesn't happen to us?

Many times our efforts to serve the community are like this farmer's day. We are busy rushing from one place to another. If we want to make sure the most important things get done, we need to take time to plan. This helps us to make good decisions about how to spend our time. Right now, we are going to plan our next Act of Love!

Plan an Act of Love - 50 min

LARGE GROUP DISCUSSION

Facilitator: Use this lesson time to lead your congregation through the steps in the **VISUAL AID: Planning an Act of Love**. Begin at step 2, with the instructions below, since the congregation has already prayed and asked God for wisdom.

During this module, we have shared with each other our posters about changes we would like to see in our community. We spent time praying for transformation in lesson 8 and asking God for wisdom. Now, let's have each group share ONE idea for an Act of Love.

Facilitator: Allow each group to share the idea for an Act of Love they decided on in lesson 8. Work together to choose which Act of Love to do next.

Then, continue to follow the rest of the instructions for Steps 3-4.

Talk through Steps 5-7 so people will know what to expect later.

Conclusion

LARGE GROUP DISCUSSION

Facilitator: Verbally review the decisions that you made in planning your Act of Love.

We have finished Module 2! We hope that you understand more deeply how loving our King is, and that He plans to use us to help our communities become more like His Kingdom. We hope that you want to keep praying and obeying Him. We hope you want to bring Him glory in everything, because you love Him so much!

Bonus Lesson: The Discipleship Tree - *for trainers only*

Facilitator: This lesson is for MTs and LFs only. It is not to be taught to congregations. It is intended to help MTs and LFs catch a vision for wholistic discipleship.

Key Idea

Wholistic discipleship is the process of learning to obey God in every area of life. LFs can encourage wholistic discipleship in their congregations by teaching, helping people plan Acts of Love, and by praying for and with their congregation.

Materials

1. Visual Aid - The Discipleship Tree - BLANK
2. Visual Aid - The Three Relationships - CREATION
3. Visual Aid - The Discipleship Tree - 5 Areas
4. Posters of spiritual, physical, mental and social changes from lesson 6 - before teaching, bring them to a central location near the front of the room
5. Discipleship Tree - HANDOUT (This is the half-page handout printed on good quality paper with a full-color tree and river running next to it. It is for MTs and LFs to keep throughout the TCT program.)

Introduction - Wholistic Discipleship - 10 min

LARGE GROUP DISCUSSION

Read Matthew 13:31-32.

- What does Jesus compare the Kingdom of God to in this parable? (*small seed that grows into a large tree*)

Facilitator: Show the **VISUAL AID: Discipleship Tree - BLANK.**

- What happens when a tree grows? How does it change? (*examples: get bigger, stronger, has flowers or fruit or nuts, gives more shade*)


PARTNER DISCUSSION - 2 min

- How is the Kingdom of God like a tree? How many ways can you think of? (*examples: starts small and grows, benefits others, bears fruit, needs water*)

Read Matthew 28:18-20.

- What are the two things Jesus says we must do to 'make disciples'? (*baptize, teach people to obey all His commands*)

When someone comes to know God and is baptized, they become a disciple. After they are baptized, we are to teach them to obey all of God's commands. The process of learning to obey God's commands is called discipleship. Discipleship is how the Kingdom of God grows.



TCT is all about *Wholistic* Discipleship. Wholistic Discipleship is the process of learning to obey God's commands in every area of life. Let's talk about the results of wholistic discipleship - what happens when we obey God's commands in every area of life?

Wholistic discipleship helps to heal the relationships broken in The Fall - 15 min

LARGE GROUP DISCUSSION

Let's go back to Module 1. The very first lesson of TCT in Module 1, 'The Whole Story', talked about three relationships. When God created the world, these three relationships were perfect.

- Do you remember what they were?

Facilitator: Show the **VISUAL AID: The Three Relationships - CREATION.**

- Humans and God
- Humans and other humans
- Humans and creation

Before The Fall, God's will was done in everything. The whole earth was part of the Kingdom of God. All relationships were perfect. When sin entered the world, these three relationships were broken. When Jesus died for our sins and was raised to life again, He made a way for these relationships to begin healing. We come to know Him. We are baptized into a new life. We become disciples.

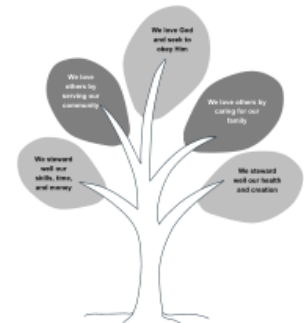
Let's see how wholistic discipleship affects the three relationships.

- Just to review: what is wholistic discipleship? (*The process of learning to obey God's commands in every area of life*)

Facilitator: Show the **VISUAL AID: Discipleship Tree - 5 Areas.** Explain each area as you point it out.

Remember, the Kingdom of God is like a tree. We can think of the branches as different areas of discipleship - different areas of life where we can grow in our obedience.

- 1) We love God and seek to obey Him - loving God is the first and greatest commandment!
- 2) We love others by caring for our families - husbands love their wives, parents love their children, siblings love each other
- 3) We love others by serving our community - we show love by meeting people's needs, especially the vulnerable
- 4) We steward well our skills, time, and money - we use them in ways that bring glory to God, not wasting them or using them only for our own benefit.
- 5) We steward well our health & creation - we care for our bodies and God's creation.



I want you to notice how this discipleship tree addresses the three broken relationships:

Facilitator: Point to the top branch (1)

As we grow in our understanding of God's love for us and begin to love and obey God more and more, our relationship with God begins to heal.

Facilitator: Point to branches (2) and (3)

As we love our families and serve our community, our relationships with other people begin to heal.

Facilitator: Point to branches (4) and (5)

As we steward the gifts God has given us - our skills, time, money, health, and other resources in God's creation - our relationship with creation begins to heal.

If we all obeyed God in every area, all the relationships that are broken would be healed. This will not completely happen until Jesus comes back, but as we grow in our discipleship in these areas, the relationships begin to heal.

Wholistic discipleship in the 5 areas - 25 min

LARGE GROUP DISCUSSION

Let's talk about these areas in more detail. Loving God means we have a personal relationship with God. We understand His great love for us. We try to please Him.

Facilitator: Ask about the following things if they are not mentioned - for example: 'what about giving?'

- What do you think it would look like if everyone in the church was living in full obedience to God? (How would people behave? What attitudes would we have?)
 - *We set aside time to spend with God.*
 - *We pray and fast for transformation, individually & together.*
 - *We are excited to learn the Bible. We regularly read the Bible.*
 - *We are committed to attending church and worshipping together*
 - *We use our money and other resources in ways that glorify God*
 - *We make decisions based on a desire to obey and glorify God in all areas*
- What do you think it would look like if this wasn't happening at all?
 - *No one has a personal relationship with God. They either do not know who God is, or just see Christianity as part of the culture*
 - *People don't make time for prayer*
 - *People do not know or understand the Bible*
 - *People do not give*
 - *People make decisions based on superstitions or their own desires*
 - *Immoral, harmful behaviours like thieving, alcoholism, or drug addiction are common*

SMALL GROUP DISCUSSION - 8 min

Facilitator: Split the class into four groups. Assign one of the remaining four areas to each group. (The 4 remaining areas are: love our families; serve our community; steward our skills and our time; steward our bodies & God's creation.) The group should answer the questions for their area. If they have time they can continue with another area of their choice.

- What do you think it would look like if everyone in the church was living in full obedience to God in this area? (How would people behave? What attitudes would we have?)
- What do you think it would look like if this wasn't happening at all?

REPORT BACK - 10 min

Ask a group to share. Then invite other groups to add different examples in that area. Continue with all the areas. Below are some examples of what it looks like when people are obeying God in the different areas.

Love our families - spouses show love to each other and are faithful to each other, parents have good relationships with children, children obey parents, parents provide for children, siblings are kind to each other, we forgive and encourage each other

Serve our community - do Acts of Love, care for the sick, provide for and protect orphans and widows

Steward our skills, time and money - work hard, use our money to provide for our family and give generously, spend our time doing things that please God, learn new skills, use our skills to help others (maybe teach them our skills, or use a skill of knowing how to sew to help someone),
Steward our health and God's creation - keep our community clean, use natural resources to provide for our family and to be generous, care for our bodies by living in healthy ways, try to help our community stay healthy

When we grow in wholistic discipleship, obeying God more and more in all these areas, the kingdom of God grows. The modules you will study in TCT focus on these areas. There are modules that cover:

- how God intends us to use our money.
- how God wants us to treat our bodies, and how to live healthy lives as He intended.
- how to live in right relationship with creation by caring for the earth and using its resources well.
- how to have loving relationships with our spouses, children, and parents.

In each of these modules we will talk about using what we learn to love and serve our community. We want to show them how good our God is and how much better life is when we follow His ways.

The fruit of wholistic discipleship - 20 min

LARGE GROUP DISCUSSION

- What type of fruit does a mango tree produce?
- What type of fruit does a papaya tree produce?
- If a fruit tree never produced any fruit, do you think it would be healthy?

Read John 15:8 and Psalm 1:1-3.

- What does God expect from His disciples?
- We've talked about what it looks like for us to obey in each area. What sort of fruit do you think our wholistic discipleship will produce?

Facilitator: Refer to the posters of changes from lesson 6.

In lesson 6 of Module 2, 'Kingdom Communities', you thought about some of the ways you would like to see your community change to become more like the Kingdom of God. We looked at physical, spiritual, social and mental changes you would like to see in your communities. This is the kind of fruit we expect to see! We prayed for transformation in those areas. We have asked God for His wisdom. You are going to help churches plan an Act of Love.

Let's listen to a true story of a church that finished ALL the modules of TCT. They did their best to obey God in every area. Let's see what sort of fruit their wholistic discipleship produced. As you listen, think about physical, spiritual, social and mental changes in the community.

A Community Transformed

This is the story of a real community. In 2005 most of the people in this community were poor. Their houses were simple. They had mud walls, dirt floors and leaf roofs. The fields were about 2km from the village down narrow walking tracks. Sickness was common and hygiene levels were very low. Few children went to school. Most dropped out because the school was so far away.

One day a few people from the community were invited to attend a TCT training. At this training they learnt that the church is called to build God's kingdom by obeying God in all areas of life and showing love to their community. Those who attended the training taught others in the church. They formed a committee who met

weekly to pray for the problems in the community and ask God how to help. If a family was too sick to plough or harvest their field, then a team from the church would do it. They began to serve the community. If someone's house was unsuitable for living, they would build a new one. They helped anyone in need, Christian or not. People in the community were surprised when they saw the church's actions. They asked why they were helping. The church shared: 'In the Bible Jesus teaches us that we need to care for and love our neighbours. God loves us and we need to show that love to others. People were very receptive. Many started to attend church and became Christians.

In Module 3 they drew a map of their community as they dreamed that it would be in 10-20 years' time. They drew a school, brick houses, roads to their fields and farm machinery. They knew the things they dreamt of would not happen easily. They needed to work hard and pray to God for guidance and blessing. As the church prayed, they decided to start by building roads to their farming areas. They gathered everyone that was willing to help, including several community members. It took them a few weeks to widen the 2km-long walking trail to a 1.5m-wide road. They bought cheap carts to carry their crops. Eventually they added a motorbike to pull the carts. Incomes grew as they could harvest and sell their crops more easily.

The church also did many other things in the community. They built other roads, wells, latrines, houses and a bridge. The bridge was a large and expensive project. They were not sure how they would manage at first. But they shared the vision and the government gave them steel. The church and community members all gave what they could or volunteered labour. At last their bridge was complete! Then, storms washed the bridge away. When they rebuilt it, this happened again! They did not give up, but built a larger, stronger bridge in a different area. The government was so impressed that they invited the local TV station to film the church who kept loving their community.

After the TCT training on health, the church learnt that their bodies were a gift from God. They realized that it wasn't normal to be sick all the time. They included health lessons every time a small group met at the church. People began to apply the lessons to their lives. Their neighbours saw the difference it made and followed their example. Now everyone has a latrine and uses it. They wash their hands before eating and cooking. They pen their animals, wash their dishes, and keep their home tidy. Today, people are rarely sick and can treat minor illnesses themselves.

Before the end of the TCT programme, they had also bought a tractor to plough their fields. They had built a school, a health clinic and a brick house with a cement floor for everyone in the community. Inside the church, people have gone from only attending occasionally to being fully committed. People read their Bibles and tithe generously. Husbands now actively show love to their wives and no longer beat them. When the church drew the map five years ago, it seemed like an unrealistic dream to achieve in 10-20 years. But in obedience to God, they completed it in just 5 years! Church members continue to meet to plan Acts of Love, but these are now planned for neighbouring communities as they no longer have any needs in their own community.

- What is some of the fruit that this community saw?
 - *Spiritual – mindset of loving God by loving community, more committed to church, reading Bibles, tithing generously, giving glory to God, people coming to Christ*
 - *Physical – incomes increased through roads, there was improved health, people were caring for God's creation*
 - *Social – good relationship with government, community seeing church positively and helping on projects, stronger marriages (no more beating wives)*
 - *Mental – school in the community, people have learnt new skills*

- Are these things similar to what you put on your posters?

- Is there anything else you would add to your poster?

The fruit of wholistic discipleship is that our communities become more like God intended them to be. Relationships are healed. People have all they need. People see how good God is and give Him glory. The church is strengthened. Communities move out of poverty.

Conclusion and Application - 5 min

LARGE GROUP DISCUSSION

Facilitator: Give a copy of the half-page **Discipleship Tree - Handout** to each participant.

We want to give you this Handout of the Discipleship Tree to keep throughout the TCT program. We will refer to it regularly. As a church leader, you have the capability to inspire wholistic discipleship in your church. How do you do this? Look at the trunk of the Discipleship Tree.

1. **TEACH** all of the lessons in the modules to the congregation. People need to know God's intentions in these different areas so they know how to obey.
 2. Help people **APPLY** the teaching! Encourage the church to plan Acts of Love. Don't just do them yourself, but try to get everyone involved.
 3. **PRAY** for your church and pray with them. Ask for God's guidance and help as they try to obey in everything.
- Are you doing these things already?
 - What can you do better? Is there anything you need support or help with?

We want you to succeed at inspiring wholistic discipleship. We want you to experience God's goodness and power, and encourage your church to obey Him in everything. If you need support or help in this, we are happy to talk and pray with you about what your next steps should be.

Let's pray together now!