

**TRUTH
CENTERED
TRANSFORMATION**

MODULE



AKORU APUTOSIA NU ISIPEDORITOS ASISIAN

Apesikinet Kanu Ejaasi Toma

Asisian 2: Epelu Loka Itunga Kotoma Osuban

Ingai bo Ipugat Ka Ayaite Isuban? Aboliasit – Ijeru apapula adiope [*Print one copy*]. Iteteminik angoli epelu mama ejaasi ngun lu aseunos aitodiar aboliasit eringa Asisian egeara.

Akaadin Nuka Isuban – Ijeru apapulai 6 kosodi atubutub angin apapula okiding kanuka abunget adiopet naka Akaadin 12 . Aso Itolomuu Nepetai abungeta 3 – abunget adiope-adiope angin egurupu [*Print 6 pages and cut each page in half for one set of 12 cards. Make at least 3 sets – one set for each group*].

Asisian 5: Apodokite Aidarite Alupok wok

Inyobo Ejai toma Alupok? – Ijeru apapula adiope [*Print one copy*].

Akito Nu Iwitanaritai – Ijeru apapula adiope [*Print one copy*].

Apanyia Nudidik / Arai bo Acilanareta Itwasamaete Emeleku Lo imongin Lo

Mam ewenikitai Angajep na emeleku – Ijeru apapula adiope [*Print one copy*].

Ipinyia Ludidik Lu Irainikinio Iraan / ikinyom – Ijeru apapula adiope [*Print one*].

Common Green Manure Cover Crops (GMCC) Nepepe ka Nutupitono Iraiyo* –

Ijeru apapula adiope [*Print one copy*].

Asisian 6: [*Nutrients*] kanuka Apoloo Naka Iraan / Ikorion

Airimokinet Naka Aitwasamaar Ka Ainyakakinio naka Nutrients Alupok

[*Nutrient Cycle*] – Ijeru apapula adiope [*Print one copy*].

Achaat Na Itoduunit Adoketa Naka Nutrients [*Nutrients by Stage Chart]** – Ijeru apapula adiope [*Print one copy*].

Akaadin nuka Nutrients kede Adoketa nuka Apoloo [*Nutrients & Stages Cards*]

– Ijeru abunget adiope kanu angin egurupu [*Print one set per group*]

Akaadin Nu Aiyatanakin Nutrients – [*Print one set per group*]

Iboro luka *Organic* Kanuka angin Adoketai naka Apoloo – Ijeru apapula adiope

Eipone Lo Iswamaunet Eboliya Kon Ilopet* – Ijeru apapula adiope

Asisian 7: Amisirin Nu Inyamat Ekaru Kere

Amisiri Na Inyamat Ekaru Kere – Ijeru apapula adiope

Apapula na Adoketa atomon (10) kanu Aitolomuuna Amisiri Na Inyamat Ekaru

Kere – Ijeru apapula adiope / arai bo Itolomuu Apapula adiopet na Elal noi ka adoketa ngun kotoma.

Apapulai nu Adoketa atomon (10) kanu Itolomuunet Amisiri na Inyamat

Ekaru Kere – Ijeru apapula adiopet (**Aputosia 8**)

Asisian 8: Aitikokin ikur Pest

Akaadin nu Aputosia nu Araan lu Irutarete / Aitikokin Ikur – Ijeru abunget adiopet angin egurupu, otubutub irwan tomon adiop'e (11 strips)

Etogo emenia [Bat House]* – Ijeru apapula adiope

Eoteeri Loka Ikur [Insect Hotel]* – Ijeru apapula adiope

Akaadin nuka Ikur Lu Ejokuka / Ikur Lu Imedaikinete Beneficials and Pests Insects cards – Ijeru abunget adiopet angin egurupu, otubutub

Akaadin 24

Akaadin nuka Akuwii Nu Emunaara [Leaf Damage cards] – Ijeru abungat adiopet angin egurupu, otubutub irwan 8

Hoop House* – Ijeru apapula adiope

Apapula Na Itikokini [Paper Barrier] – Ijeru apapula adiope

Akaadin Nuka Isiketa Lu Mam edwarak lu iswamaunio ore [Non-Toxic, Homemade Remedies] – Ijeru abunget adiopet angin egurupu

Asisian 9: Efaamu lo imorumoruna

Apapulai Nu Itoduunits Ainakineta / arai bo Agasia – Ijeru apapula adiope Naka angin aputo Apupulai 7 [*Print one copy of each page - 7 posters*]

Asisian 10: Aswamu Nepepe Kanu Aitopoloor Edeke

Akaadin nuka Aisia Nuipi – Ijeru kosodi atubunun awai Akaadin 10

***Iboro Luu lu Itwasamaa Ejaasi da bobo Oitaabo Loka Esisian (Lo Arai Ipedori ijo Aitojokaar Aitwasam Eitaabo Loka Esisiak arai mam) (SG) Arai itwasamai ijo Eitaabo Loka Esisian, Mam ijeruni Aputosia nu Isipedoritos Asisian Nu ibwaikitai ejenunet (*)**

Asisian 2: Ingai bo Ipugat Ka Ayaite Isuban – Aboliasit

Kanuka Aboliasit, alingakin apaaran sek, olimok itunga iuni (3) arai iwongon (4) abolia epelu loka akoriok (ikiliok, angor, ka iduwe) kosodi itunga iyarei (2) arai iuni (3) oboliaata epelu loka imirio. Osiomak kesi aitatamuunet naa kosodi aitetemikin kesi ipelueik kec ojokan lu eboliaikinete otupitos kwa isiomununa ijo kotoma aitetemuunet.

Ingai bo Ipugat ka Ayait Isuban?

Kotoma ocaalo lo ejai toma omor’u luka South (Ngalakakimak) naka Amerika ajai ationis na adila na etereinikinotor itunga. Adaun aturio ka aturio, apotu itunga iraaenenete Ka asakunun da emudunga / eiduma. Angin apaaran alosenene ikiliok, angor, ka iduwe aswamu amisirin / omanikoria.

(“Akoriok” ekoto itodiasi aboliasit ngin kitodunite aswamu kere na ejai toma ageun ne itemonokinere amisirin, aira, aicap ka asakun emudunga / eiduma). Apotu itemonokisi alupok. Apotu ka acoote na epol noi iraata ikinyom lu emudunga / eiduma. Arai kesi aanyun ebe edumunete ikinyom lu eraikinio akipi nu edolitos ka inyammat luka iraaan lu ejaasi toma alupok tetere kesi epoloete / epolooros.


Arai akor’u aswamu na agogong’o noi / otiono *(ikiliok ainyinyir na epol noi ka apieinikin, angor arai toni ajimis alumunun opurian, kosodi do iduwe, arai angurian noi kanuka epasone lo epol noi).* Apotu nu koyangaikisi aingarakinio naka angin itunganan kere, kanuka agun, mam iduwe irwana nu ipu aminasi alosen Osemero. Arai boolo ekotosi kesi aswamu ka agogongu biyai, abu duc osubite bala lu mam anyamito inyammat lu edolitos anatar ekaru kere. / adaun ekaru keere.

Ejaa ngun da, ajai bobo ekale loka imirio lu atumak (**Ebelelei – Omelekes**) ido iyalamasi lu eboiyeete ocaalo angope kangon. Apaaran kere eboiyeete ibebelei otogo lo alilim ejok, ojaasi ibebelei lu emojongaaritos iluranaros – ikamanarete ajoo adis adis ido osiomete apapulai nuka iyemuto, ojaasi do lucie ibebelei ludidik ekerete lailoo ka laiye eboliiasi. Apotu inumunumete aijar kec na apatana, noi noi apakio nu esakere iraan, naarai apedorete ainyam emudunga / eiduma / ekirididi keere kwa akototor kosodete ayangaar lo epol aingada / aibwa kanuka ainyam mwaaru ekaulo aiboisit na mam itunga apedorete adumun...


Akoru




Aidarite Ibaren




Adukun Etogo



Aicupa Na Ikamere Icuc




Eipone Ecie Lo Elokere Imirio



Amamus Akwamakite Ajepanar Ikito




Akipi Nu Elaete




Aibok Atan Na Akipi



Acolooni



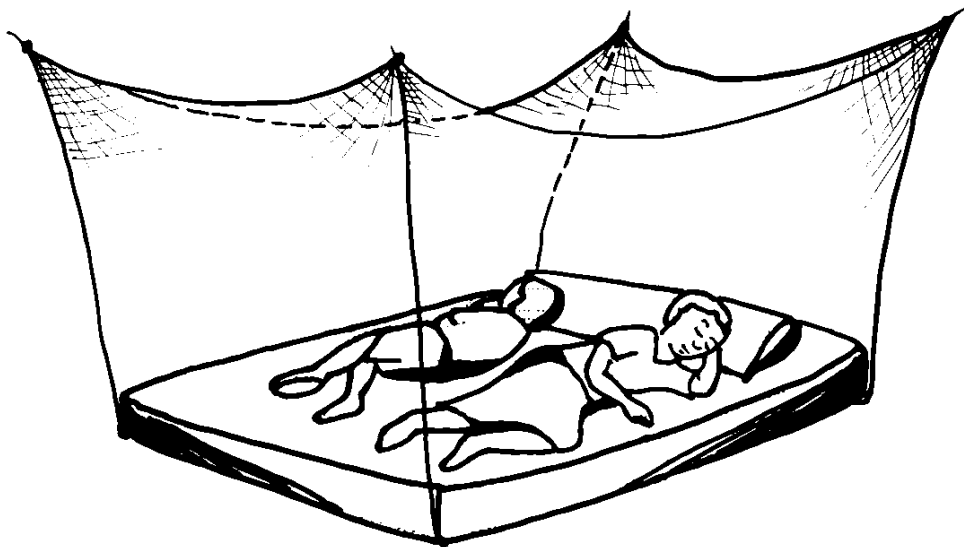
Agasia



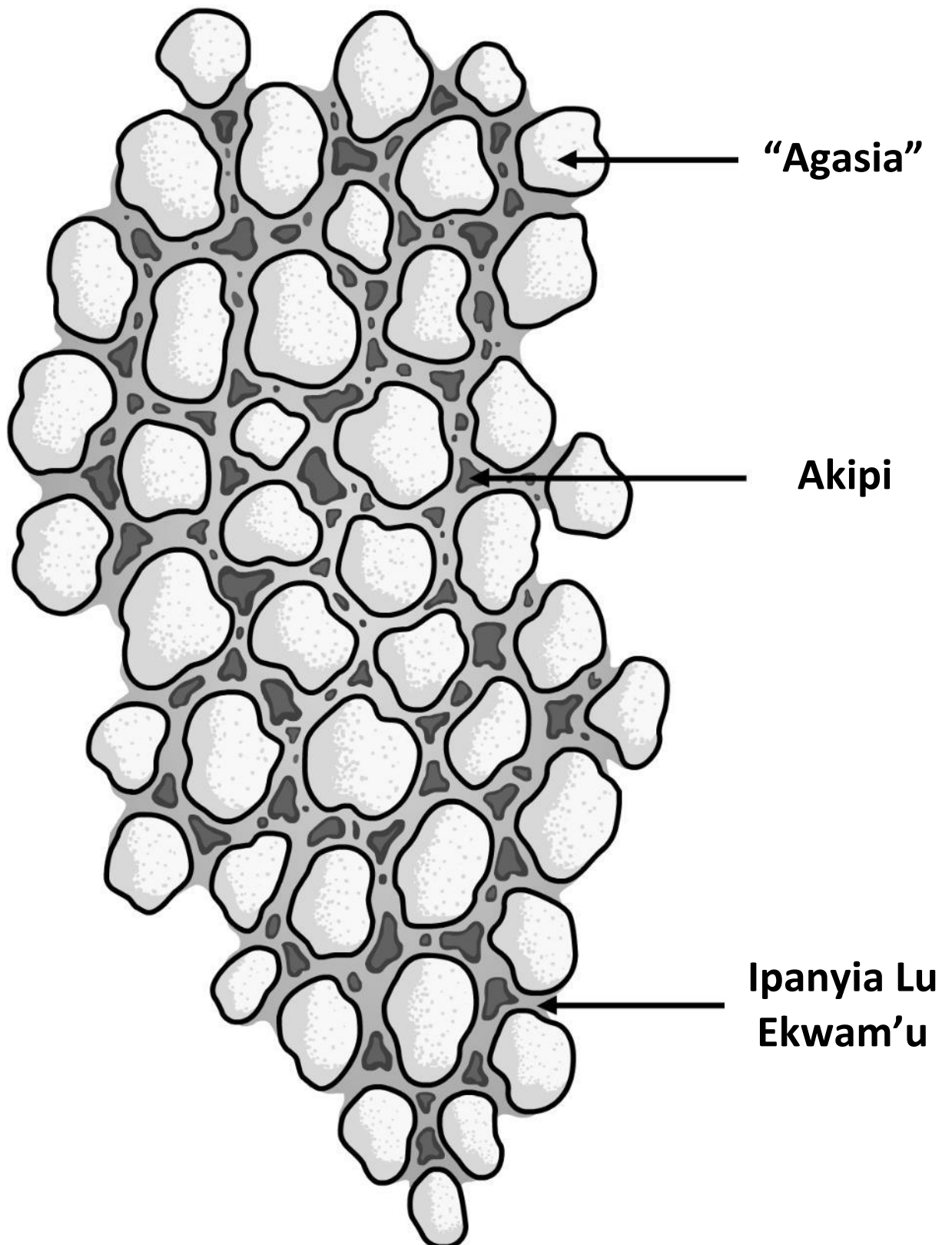
Akoru Idiyasio Lu Kuwii



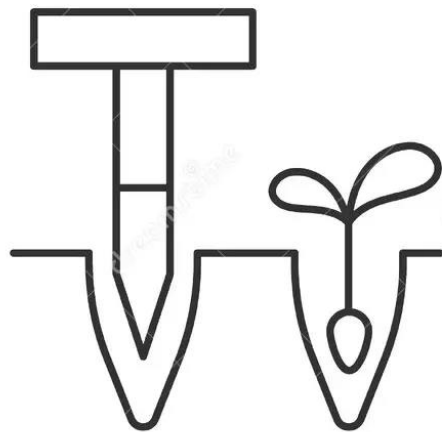
Aitiiba Na Isiru




Asisian 5: Inyobo Ejai Toma Alupok?



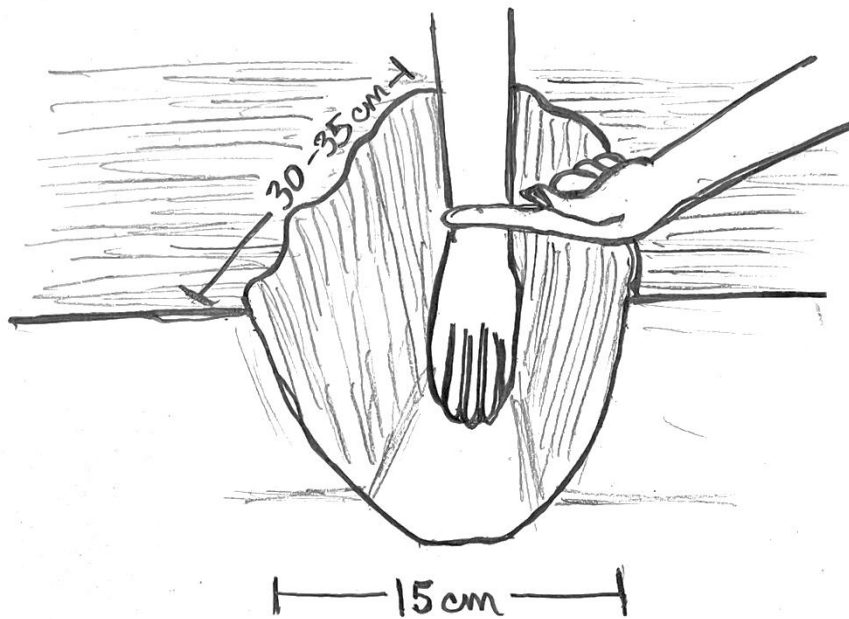
Asisian 5: Akito Nu Ewitaritai



**Asisian 5: Acilanareta Nudidik
Itwasamaete Emeleku Lodidi
Lo imongin oamei ebuku
*[a Ripper]***



Asisian 5: lipinyia Ludidik Lu Iraikinio Ikinyom / Iraan

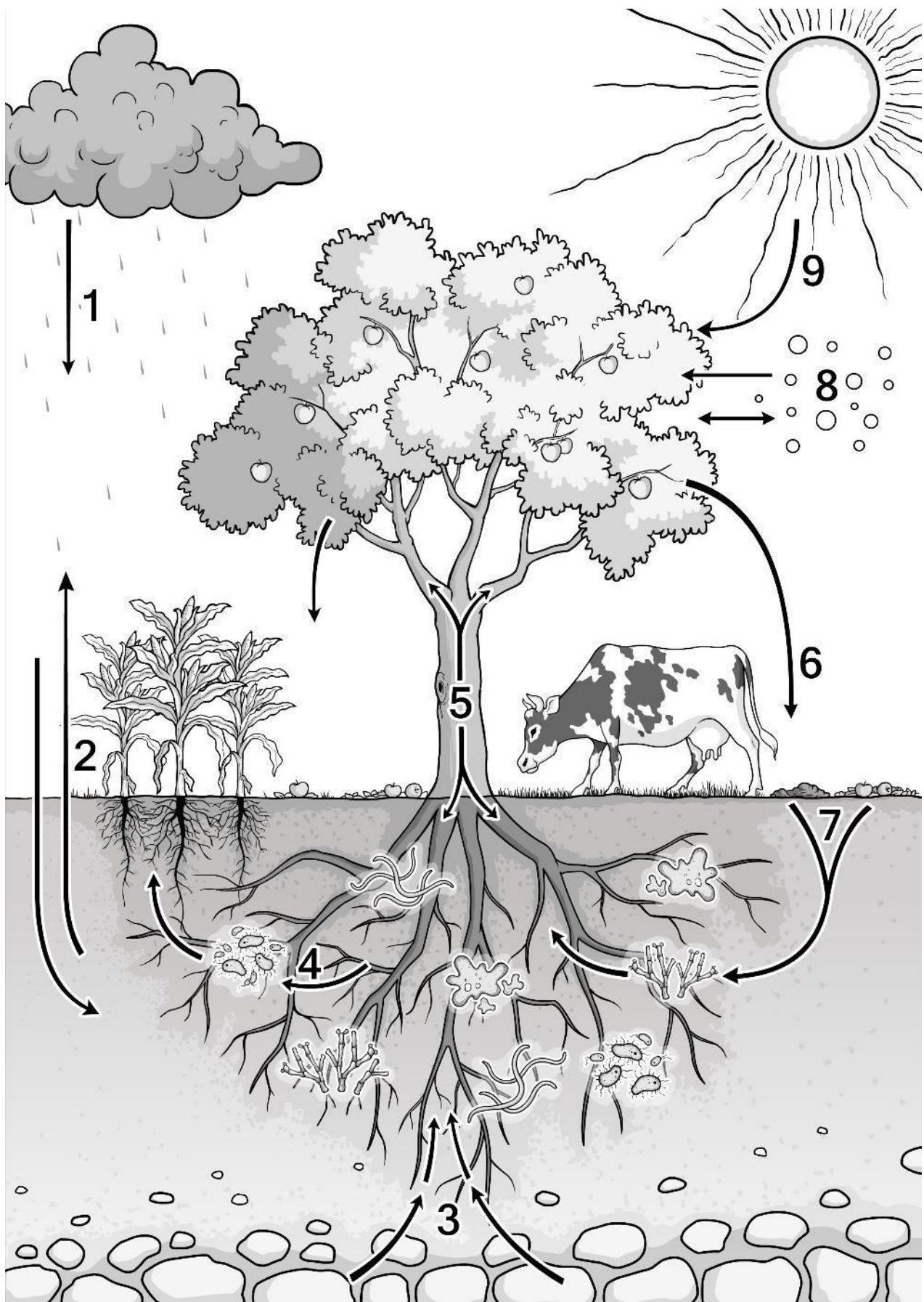


Asisian 5: Iraan Lu idila Ainyakanakin Alupok Kwape Eboliya [*Common Green Manure Cover Crops (GMCC)*] Nepepe Ka Nutupitono Iraiyo Iraan

Ekiror Lo Enyaritere	Alaanakin (cm) * Alainikin kiding Na ikokoron [Inter-row spacing]	Ikinyom angin aipanyi	Etiai ikinyom (kg/ha)
Emaido / arai isuk	50 x 10	2	
Wild peanut	50 x 10	2	
Pigeon pea	50 x 40	2	
Calopo	30		30
Jackbean	50 x 50	2	
Tanzanian sunnhemp	30		30
Sunnhemp	30		45
Greenleaf and Silverleaf desmodium	30		30
Horsegram	broadcast		45
Hyacinth bean	60 x 30	2	
Buckwheat	broadcast		95
Soybean ESOYA / EKAO	50 x 5	2	
Perennial soybean	30*		30
Sweet white lupine	30 x 15	2	
Siratro	30		30
Lucerne, alfalfa			30
Barrel medic			28
Velvet bean	60 x 30	2	
Glycine	30		30
Pea, garden pea, field			150
Lima bean	50 x 15	2	2
Common bean EMAROGÉ	50 x 15	2	2
Tropical kudzu			30
Stylo	30		30
Clovers: Berseem, Arrowleaf, or White Sweet, Subclover	30		30
Purple vetch	30		67
Faba bean	30 x 15	2	
Lana woolly pod vetch or common vetch or Hairy vetch	30		67
Green gram ECOROKO	50 x 5	2	




Cowpea	IMARE	50 x 20	2	
--------	--------------	---------	---	--

Asisian 6: Eiswamae Loka Nutrient



Asisian 6: a Chaat Na *Nutrients*

Kotoma Adoketa Nu Apoloo

NUTRIENTS	EPOLOI	AIJULAKINET	ATIONERE
			
Nitrogen (N)	Ikiyara Kuju	Ijesuna kwapu	Ijesuna kwapu
Potassium (K)	Ijesuna kwapu	Kiding-kiding	Ikiyara kiding-kiding
Phosphorus (P)	Ijesuna kwapu	Ikiyara Kuju	Kiding-kiding
Calcium (Ca)	Ijesuna kwapu	Ikiyara Kuju	Kiding-kiding

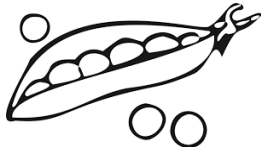




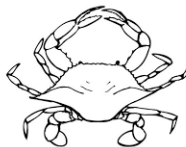






Asisian 6: Akaadin Nuka

Nutrients Ka Adoketa

Ne Itolomuunatar iraan Alias Kec Ka ikwes lu Apoloo	Egearete Iraan Aituro kotoma adoketait Kana	Egeari araito ationere / Akonere kotoma oraan
Iraan Lu'mukerun	Iraan Lu'Atumunak	Iraan Lu'Apolokoto
Ipudasi etiai loka Nitrogen lo ikiyara kuju kanu atenyun apoloo	Ipudasi iraan / ikoron Phosphorus nepepe Ka Calcium	Ipudasi iraan etiai loka Potassium lo ikiyara kuju kanu aitolomuuna eriagi nepepe Ka ecie kotoma Phosphorus Ka Calcium.
Ipudasi etiai loka Potassium lo ijesuna kwap, Phosphorus nepepe Ka Calcium	Ipudasi iraan ecie Potassium Ka Nitrogen lo edit'e noi	Etiai lo ijesuna kwap loka Nitrogen ngesi ipudai
Adoketait Na Epoloi	Adoketait Na Aijulakinet/ Aikalamaar	Adokotait Na Ationere / Akonere




Asisian 6: Ayatanakin

Nutrients

Imare ka emaroge  <i>Nitrogen</i>	Eboliya Lo Edupukoor  <i>Nitrogen</i>	Coffee Grounds  <i>Nitrogen</i>
GMCCs  <i>Nitrogen</i>	Akuleta Etaget  <i>Potassium, Phosphorus</i>	Crab Shells  <i>Phosphorus</i>
Shrimp Peelings  <i>Phosphorus</i>	imudungan Ka Imaidoko  <i>Phosphorus</i>	Abokoya nu Abeei  <i>Calcium</i>
Ekuron  <i>Calcium, Potassium</i>	Kelp  <i>Potassium</i>	Seaweed  <i>Potassium</i>

Asisian 6: *Organic*

Materials kanuka Angin

EPOLOI 	AIJULAKINET 	ATIONERE / AKONERE 
Nitrogen (N) imare, emaroge, eboliya lo aoret naka akituk ka acin akokorei, coffer grounds, Kalucie <i>GMCCs</i>	Phosphorus (P) Calcium (Ca) Ecie <i>Potassium (K)</i>	Potassium (K) Ecie <i>Calcium (Ca) &</i> <i>Phosphorus (P)</i>
imare, emaroge, eboliya lo aoret naka akituk ka acin akokorei, coffer grounds, Kalucie <i>GMCCs</i>	akuleta nu Etaget, crab shells, shrimp peelings, imudungan ka imaidoko, abokoya nu abeei, ekuron, kelp and seaweed	akuleta nu Etaget, crab shells, shrimp peelings, imudungan ka imaidoko, abokoya nu abeei, ekuron, kelp and seaweed

Asisian 6: Aitolomuun Eboliya

Kon ilopet

Eipone lo itolomuunet

- Toma aiboisit Na Elai, inyalak ikiloi **20 kg** luka eboliya, kosodi ikiloi **20 kg** luka airieeta nuka emudunga, arai akuwii nu aokok, (itwasam eboliya loka ibaren ludidik kwape nat akinei kede akokorei, mam inyalakini aoret naka akituk arai asigiria)
- Iyatak ikiloi **10 kg** luka ekuron kosodi ainyalakin akuseta nuka emudunga.
- **Adoketait naa, ipedori ijo aitwasam arai ajalakin: mam isio itojokaarit ijo agwelun eboliya lo **chemicals**, konye arai ejai ijo ecie, ipedori ijo aiyatakin ediyoi noi nejai eboliya kon lo erai “organic”- Adoketait do kana (ikiloi **5kg CAN** arai bo ikiloi **5 kg** luka **Urea Chemical Fertiliser**)
- Iyatak ilitai **5** luka ekulam (loka ibaren arai loka itunga) arai bo akipi. Inyalanak iboro kere ejok noi.
- Ibwaik einyalunet kon ngon lo eboliya toma apapulai nu alalak. Ibwaik *Plastic bag* toma opukoo kosodi awenikin babaa tetere mam edio ekwam elomari toma karaida alomun Kinga. Ingadak epukoo ngon / ipukoi ngon aiboisit na erapitai (**imuko ipukoi ngon**) Toni apaarasia 21.
- After 21 days, open the sack. Edaunos apaarasia 21, opukoo do epuko ngon. **Aikwenyaret: Ne ilacara ijo epuko, siri isesen toma opuko / mam ireikini toma opuko... Aures Ka Ekwamu lo elomuni kinga kotoma opuko ededeng noi.** itoon eboliya otolim adaun isawan (2) kosodi ainyakakin obukoi kanu aingadaa do / arai bo arasakin aitwasam da kotenan.

Itetemo ber kede aiboisit na edit naka iraan kon eringa ijo itwasamaa toma oraan kon keere. Eboliya lopo edit kede **organic matter** epedorete ayangaun aijulakinet na epol noi (**A small amount of fertiliser and organic matter can make a big difference**).

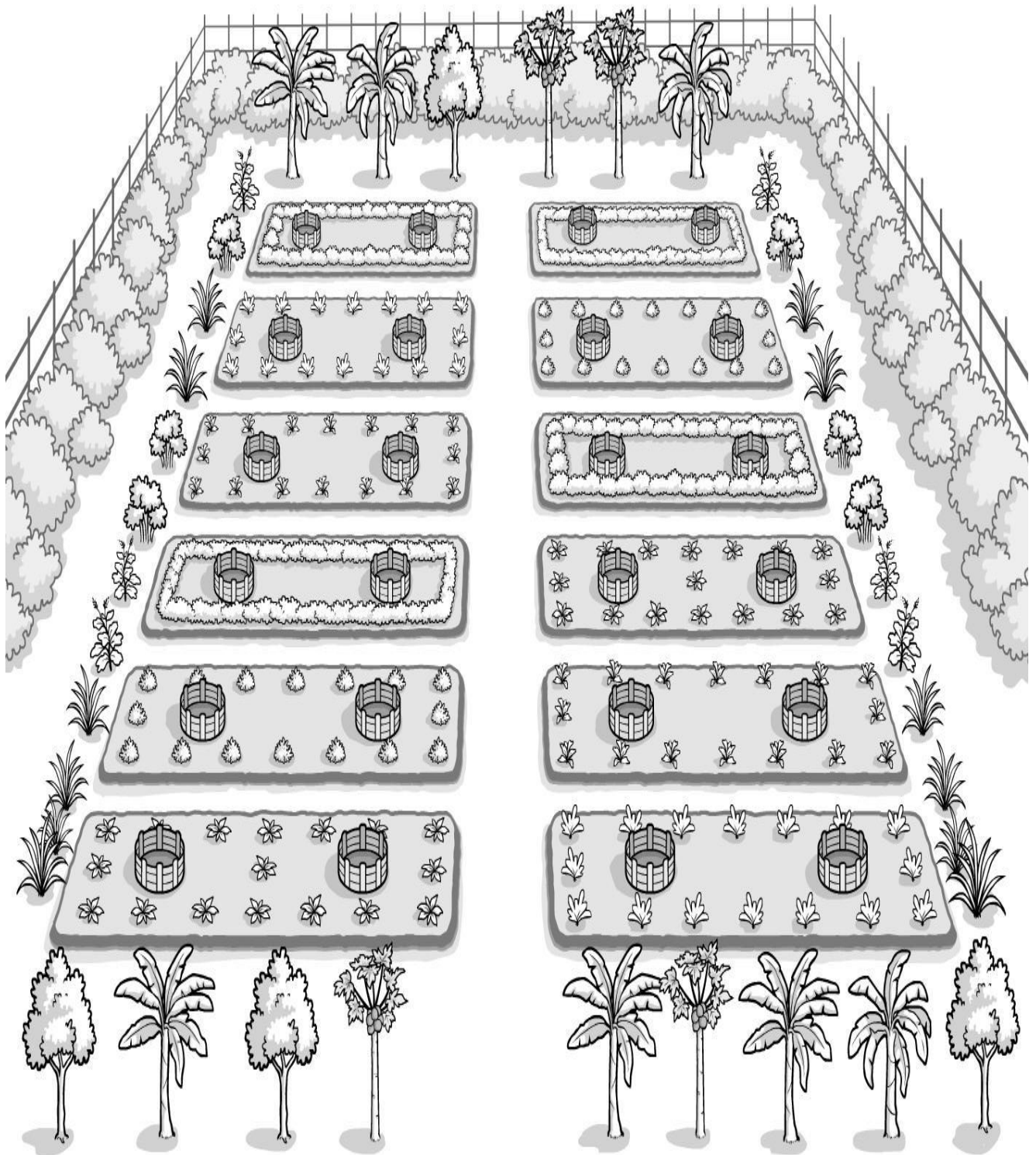
Iboro icie lu ejokuka noi kanu aiyatakin Oboliya Kon:

Iboro luu luka organic matter idupudupooros moti mot kanuka angun, mam emunarete alupok.

- Akuleta nuka Etaget – otubonok akuleta adiopet arai aarei odisiak noi noi. inyallak nejai ainyalunet naka eboliya iyatakin POTASSIUM

- [Coffee grounds] – Ipurupurainik **coffee grounds** kuju naka alupok eringa egeara aicokicok akipi. Iyatakini NITROGEN. Noi noi Ejokuna kanuka einyanya ka aturo.
- Abokoya Nuka Abeei – Ilota kes ejok, kosodi amunyumuny (aidupudupoor) kes. Iguronok amunyumunyeta ngun toma alupok eidunyi nepepe ka einyanya ka emulalu. Iyatakinete abokoya nuka abeei CALCIUM, lo ingarakit arapaanar inyek adeka na itobosaanari alibeta akwess nuka einyanya ajaunun.
- Imare ka emaroge kalucie GMCCs – Iriea kes aidupudupoor kosodete aiyatakin aigurokin kes toma alupok.
- Seaweed – Otubutub seaweed aileleb abaket nadidi kosodi aiyatakin nejai **a 5 gallons** naka akipi. Ojalak operosi isabiitin **2** toni **3** orapap konye mere noi noi. itwasam aicokicoka alupok ka inyia, iraan. Ikopoi **2** tonii **6** kotupitete adoketait naka apoloo naka eraasit.

Asisian 7: Amisiri Naka Inyamt Ekaru Kere



Asisian 7: Adoketa atomon (10) nu Itolomuunet Amisiri Na Inyamat Ekaru kere

Adoketait Na 1 – Koseu aiboisit na ejok noi
kanuka Amisiri

Adoketait Na 2 – Adumak Aiboisit Na Elal ejok

Adoketait Na 3 – Itemonok alupok Ojokan noi

Adoketait Na 4 – Iriu ikur [*Attract Earthworms*]

Adoketait Na 5 – Iraik 1/3 naka amisiri kede
idiyasio lu isunyakinete atiokere


Adoketait Na 6 – Iraik 1/3 kede idiyasio lu
akidingot na ekaru

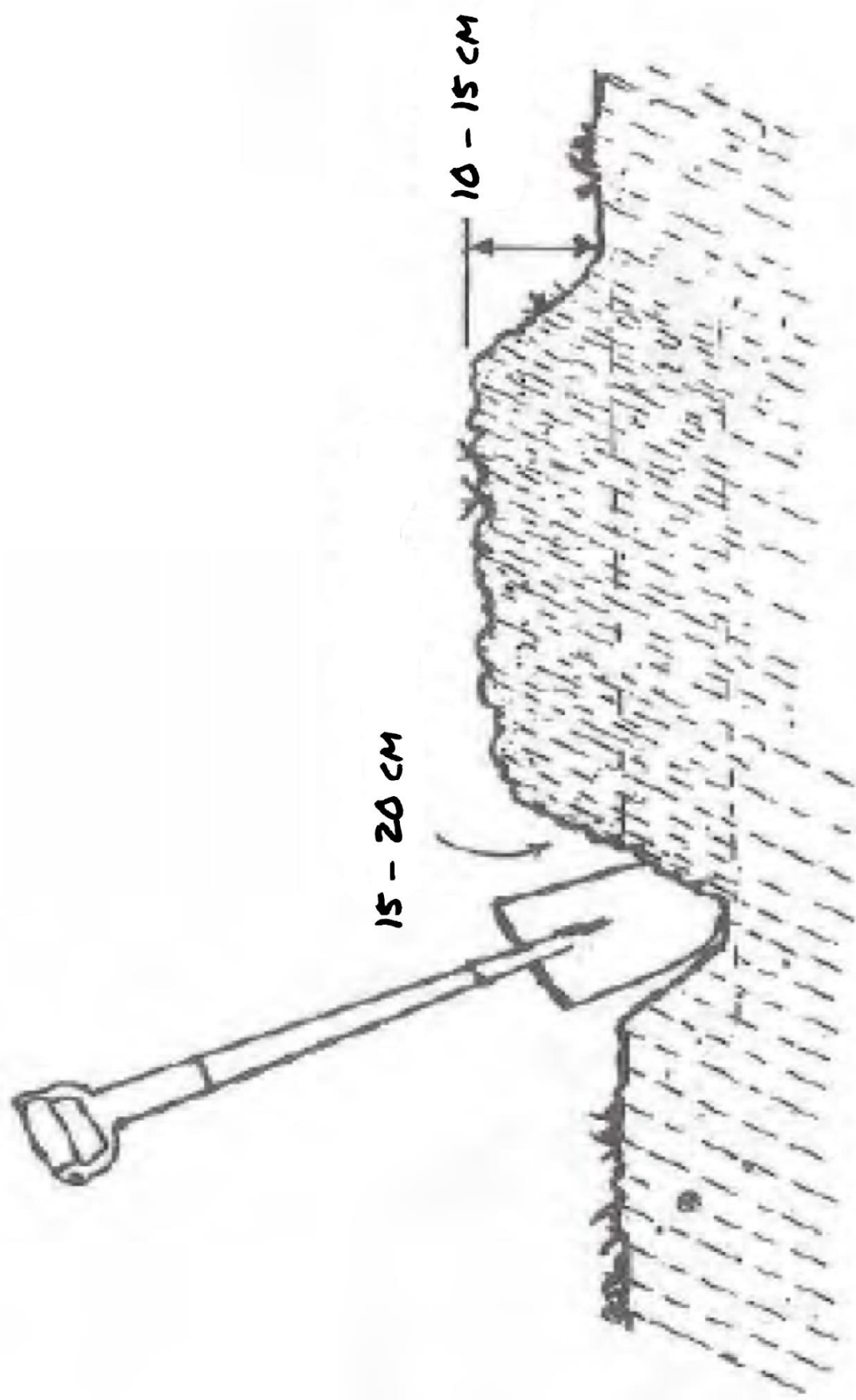
Adoketait Na 7 – Iraik 1/3 nawasia kede idiyasio
lu eyangaikinete ekaru

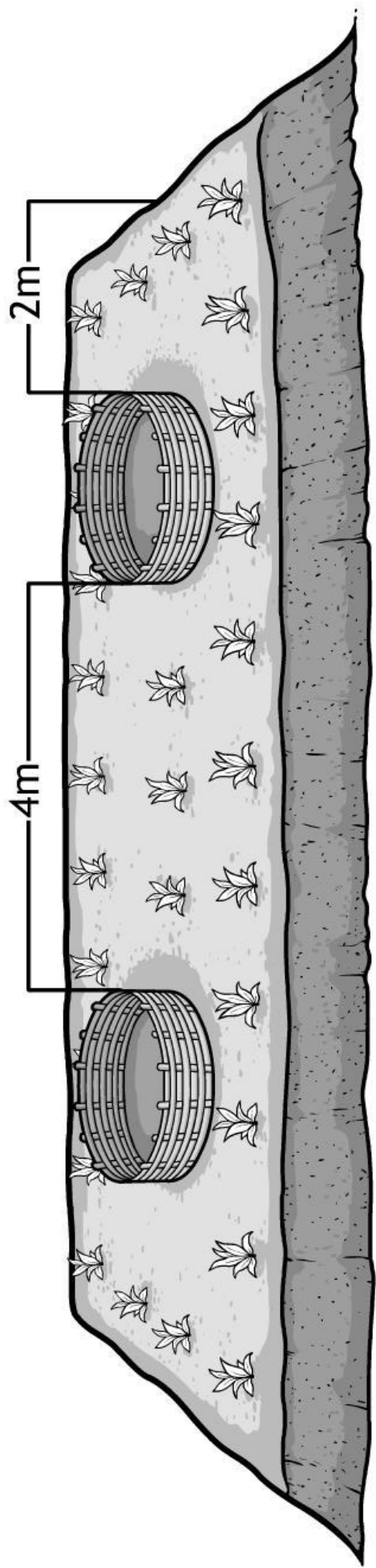
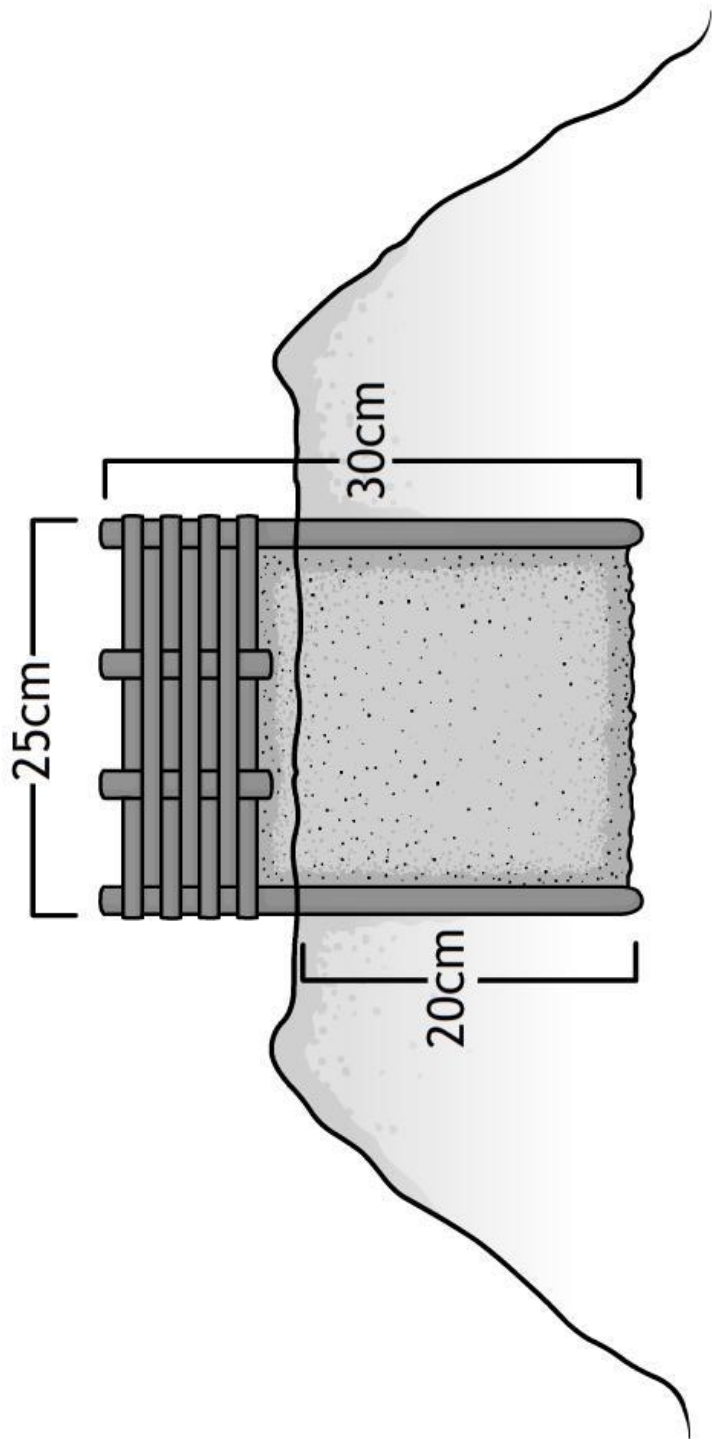
Adoketait Na 8 – Irainik aiboisio nu elukuutos
amisiri kede ikorion / Iraan lu
edaunete aojau na epol noi

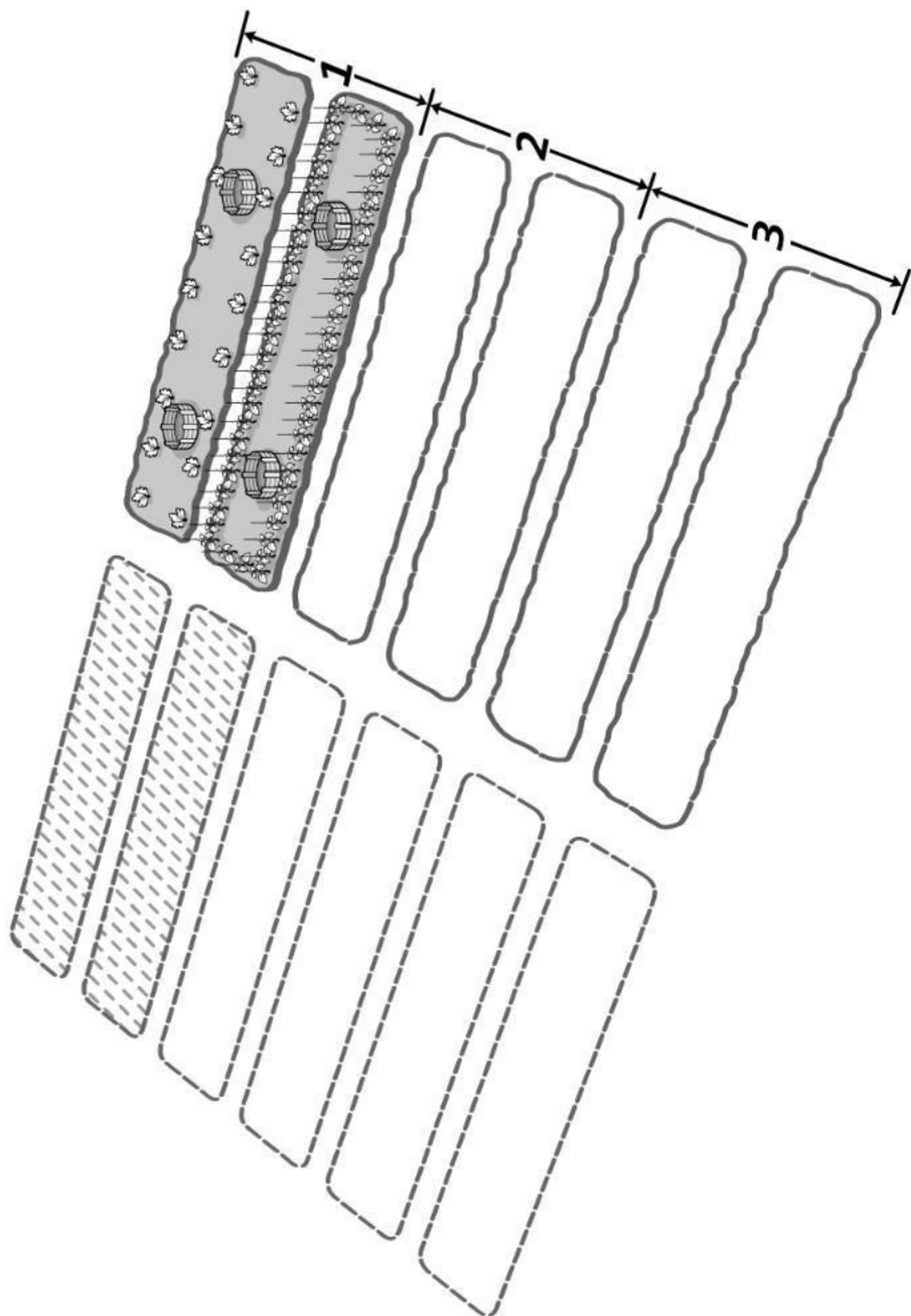
Adoketait Na 9 – Iraenen Aiboisio nu edeununa
kotoma apak

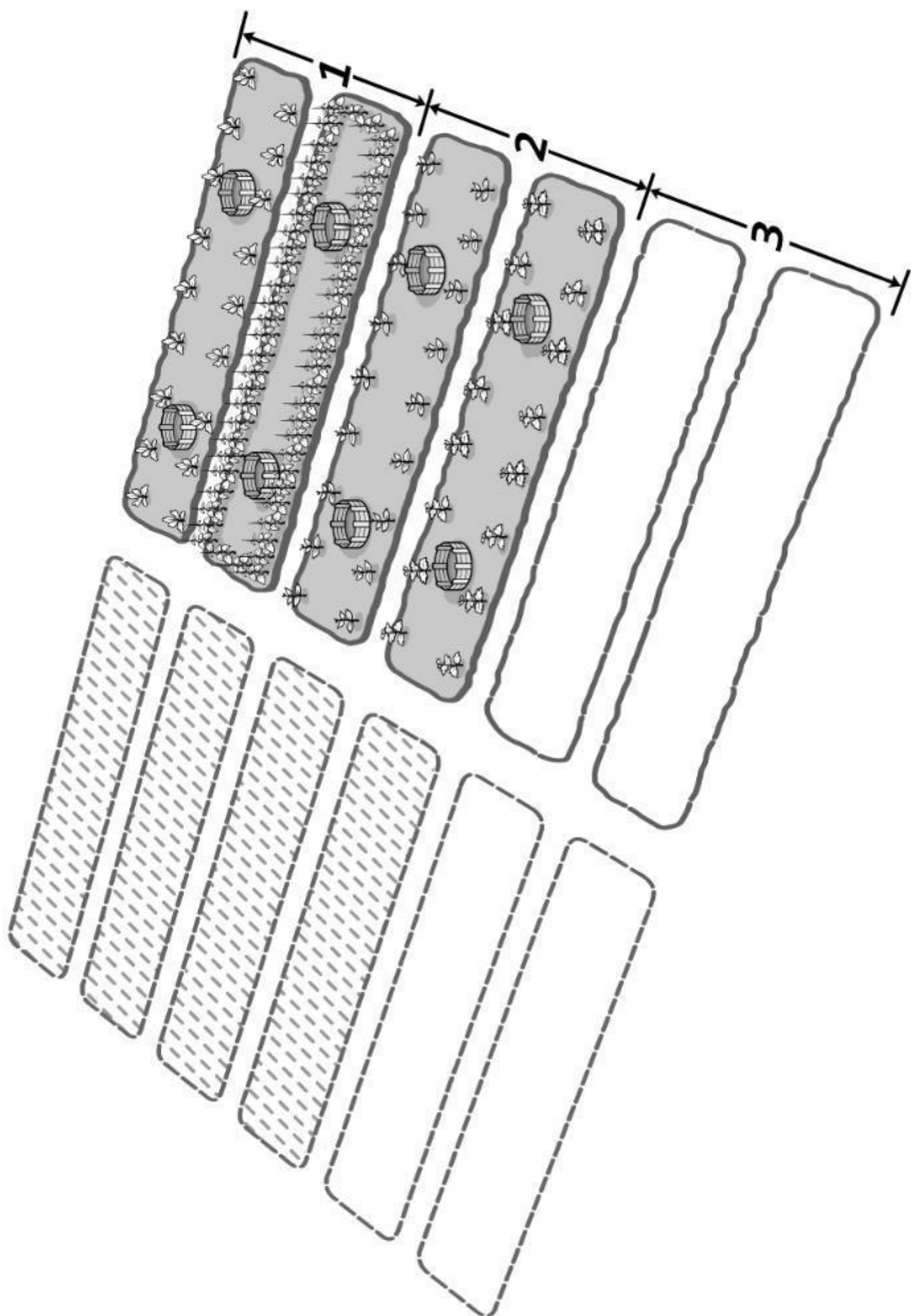
Adoketait Na 10 – Iswamaenenei nuka aijulujul
iraan / ikorion omisiri ikorienenei

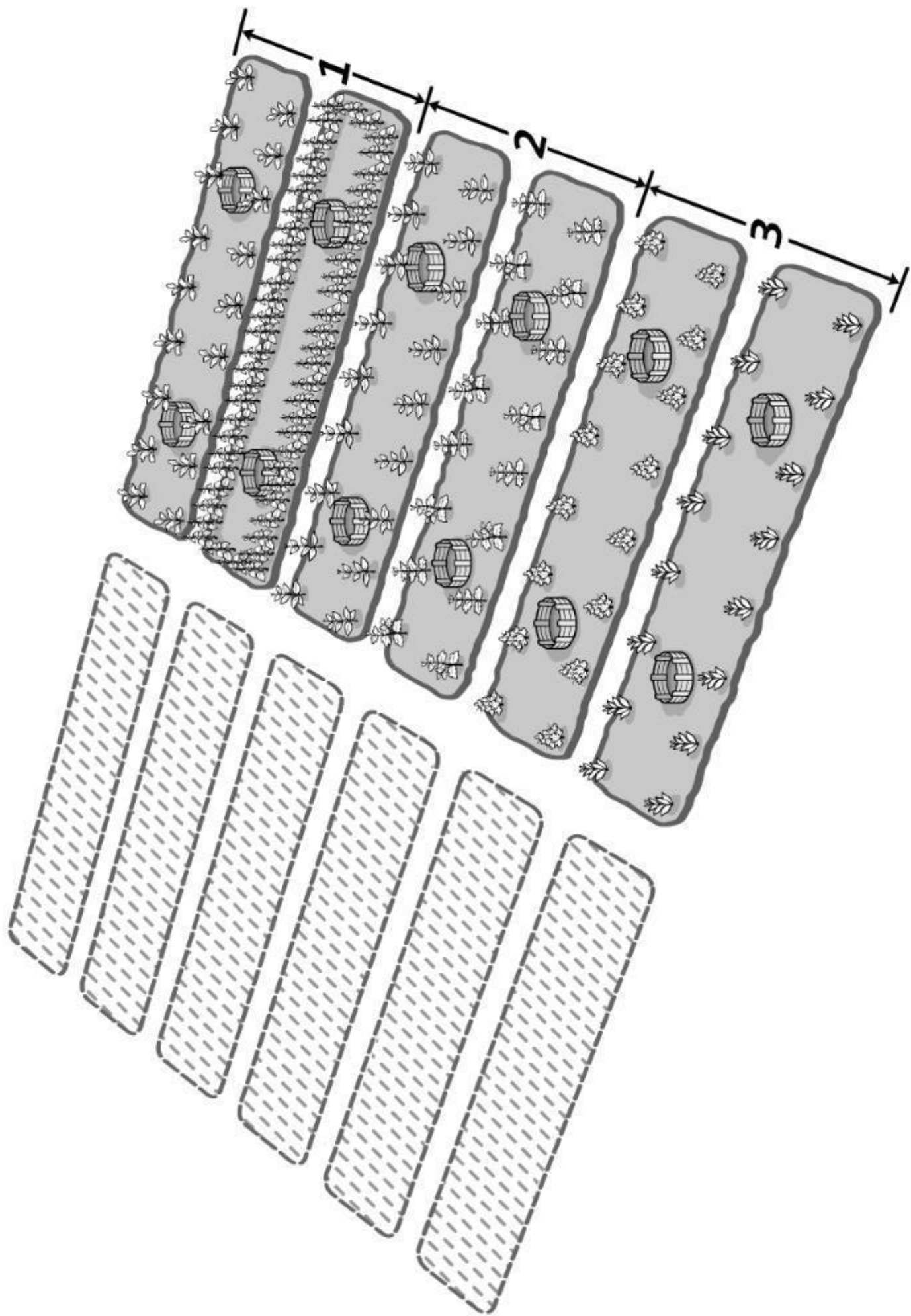


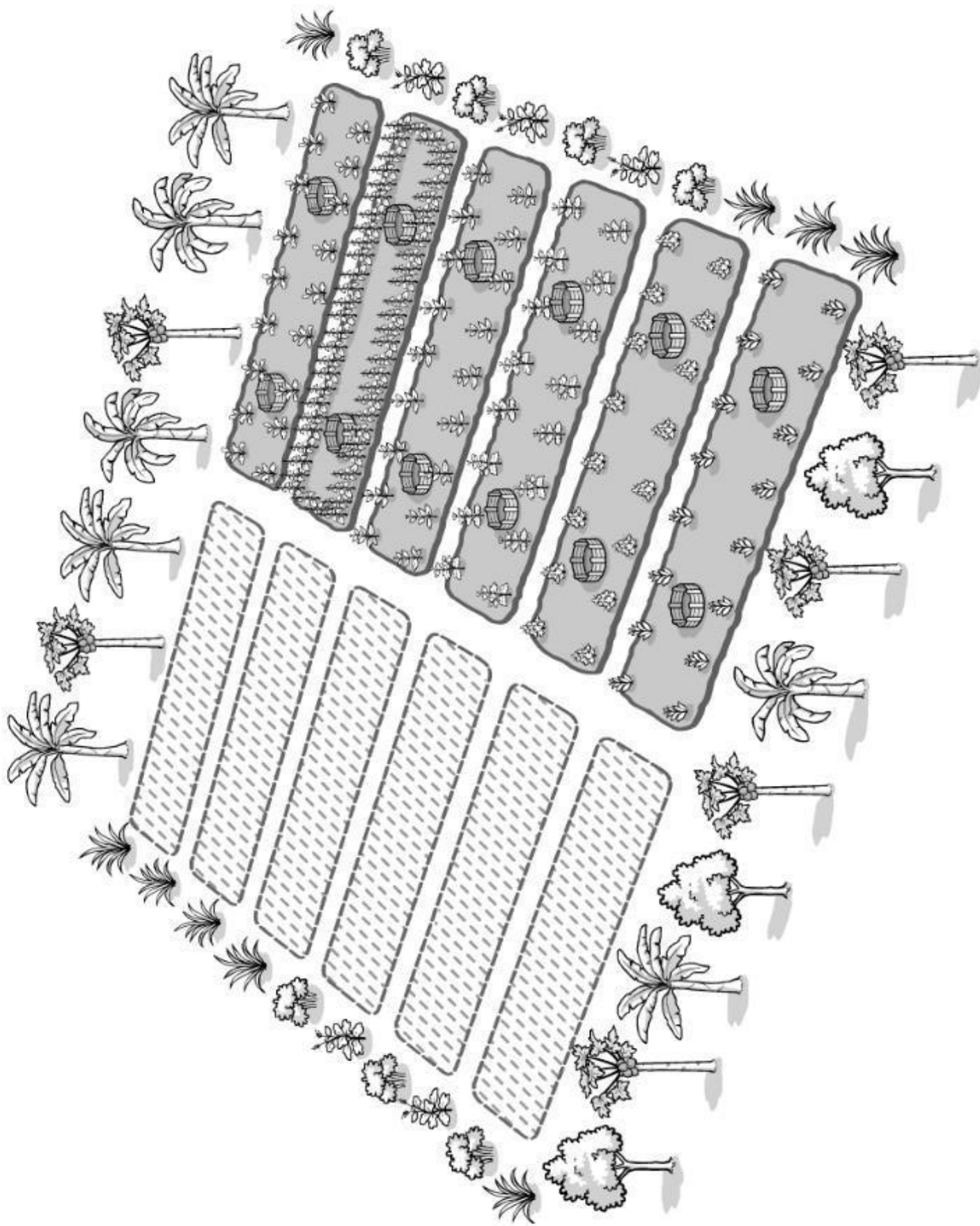


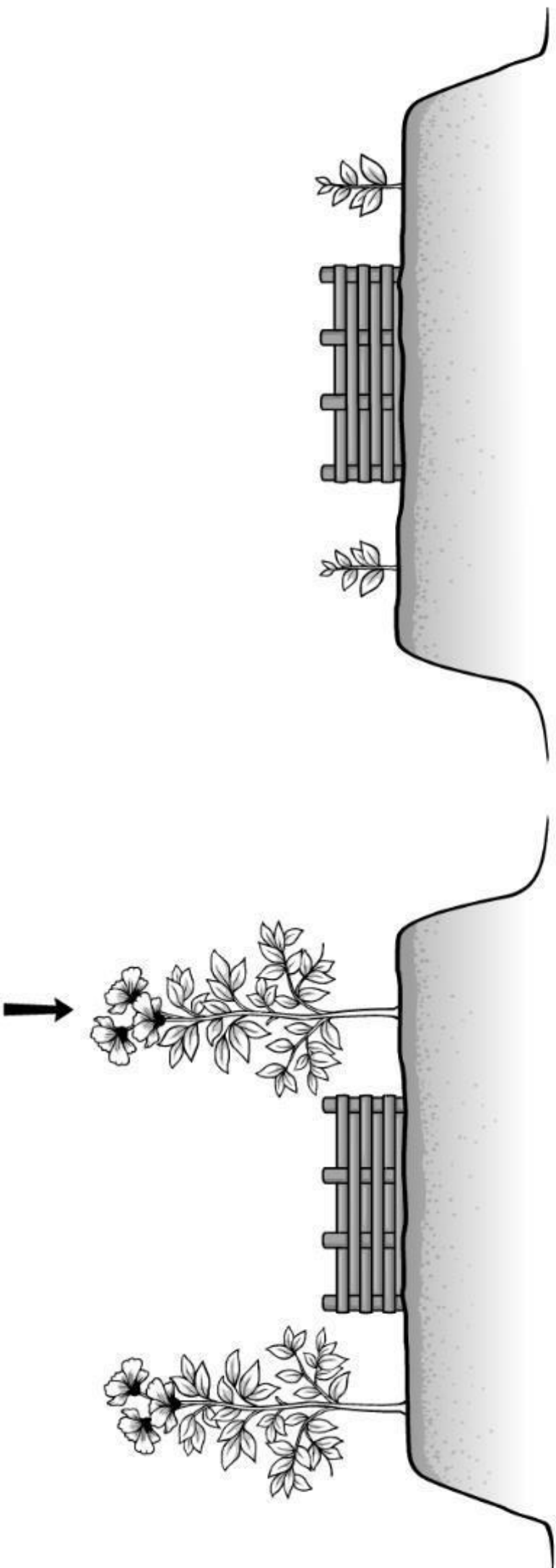






















Asisian 8: Akaadin nuka Iraan / Ikorion Lu Irutarete Ikur



Eraasit	Lo Irutari
<i>Marigolds</i> 	<i>Isiru, aphids</i> 



Eraasit	Lo Irutari
<i>Nasturtiums</i> 	<i>Whiteflies, cabbage loopers, aphids, many beetles, squash bugs Lu epedepedete akabbej</i> 



Eraasit	Lo Irutari
<i>Petunias</i> 	<i>Aphids, asparagus beetles, Lu epedepedete akuwii, squash bugs, tomato hornworms (ekurut Lo einyanya)</i> 



Eraasit	Lo Irutari
<i>Basil</i> 	Acucut / eimonit <i>Houseflies, mosquitoes - isiru</i> 



Eraasit	Lo Irutari
<i>Lavender</i> 	Eimonit / acucut <i>Moths, fleas, flies - icuc mosquitoes – isiru</i> 



Eraasit	Lo Irutari
<i>Lemongrass – enyait lo akile, lemon thyme, lemon balm, mint, rosemary</i> 	<i>Mosquitoes – isiru</i> 

Eraasit	Lo Irutari
<i>Thyme</i> 	<i>Whiteflies, cabbage loopers, cabbage maggots- ikuru lu itobosete ekabej, corn earworms, whiteflies, tomato hornworms</i> 

Eraasit	Lo Irutari
<p><i>Dill</i></p> 	<p><i>Aphids, squash bugs, spider mites, cabbage loopers, tomato hornworms</i></p> 

Eraasit	Lo Irutari
<p><i>Fennel</i></p> 	<p><i>Aphids, slugs, snails – toto aicelit</i></p> 

Eraasit	Lo Irutari
<p><i>Allium Family (chives, onions, leeks, shallots)</i></p> 	<p><i>Slugs, aphids, carrot flies, cabbage worms</i></p> 

Eraasit	Lo Irutari
<p><i>Chrysanthemums</i></p> 	<p><i>Roaches, ants, Japanese beetles, ticks - imadang, silverfish, lice - ilac, fleas, bedbugs - icweren, asimokoko - spider mites, harlequin bugs, root knot nematodes</i></p> 

Asisian 8: Eipone Lo Edukere Etogo Emenia *[Bat House Design]*

[Begin with a rough, thin board, about 28cm x 2cm x 1.5m]

Ogeu kede abore na engenge obenen moti mot nepetai orai naka isentimitan 28cm x 2cm x 1.5m

Kosodi Atupakin Aipimaeta ngun okuju ojokan noi (ipimai itwasamai ewai lo iwadikatai **isentimitan**)

[Cut the board into the following pieces]: Otubunun koipone kalota:

A: 45cm x 28cm

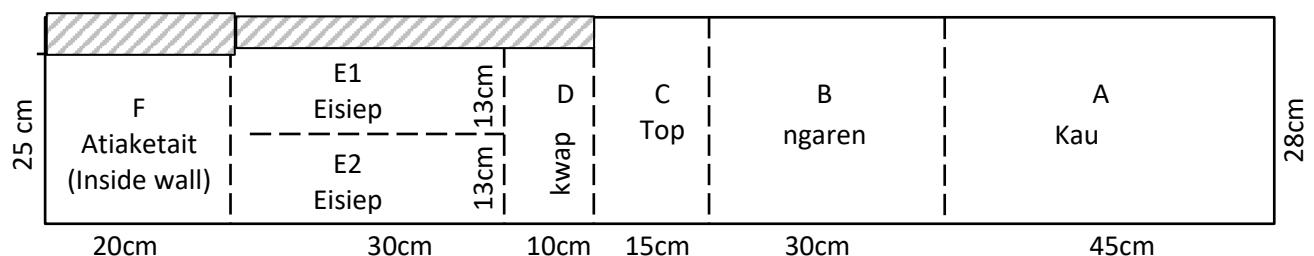
D: 10cm x 26cm

B: 30cm x 28cm

E1 and E2: 30cm x 13cm

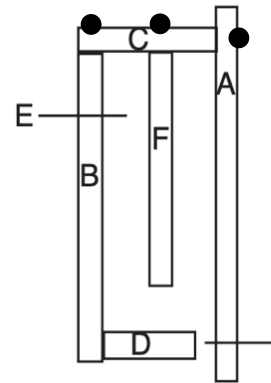
C: 15cm x 28cm

F: 20cm x 25cm



Itwasam ne engenge tetere imeniai epedorete adongakina toma akitoi ***[Use a rough board so the bats can hold onto the wood].***

Itwasam isumaalin / arai screws kanu aibubuinikina abao ngun itubutub ijo kwape itoduutere kede iwaitin ngun ilimanakitai bala iipanya. ***[Use nails or screws to secure the pieces together as shown by the black dots in the diagrams].*** Odokak kuju opirit / kuju ariri naka aduketait ***[Mount on a pole or the side of a building].***



Nelomaret

Asisian 8: Eoteri Lo ikur

[Insect Hotel]

Eoteri lu ikur mam ipudakin igaraman luipu damarai apak kon bon. Ipedori ijo aitwasam iboro lu ijaatatar ijo kwape nat: abaoi, apapulai nu iyemuto, aikiseta nuka abao, icupai lu mopiiran, abolin, apaipon, iikebei, ke iboro icie lu ibubuere itogoi toni apungurei nu ejaasi abosiar.

Odumak atunyuru, arwatatin tetere engetaki edou aitep, mam akipi elomarete togo loka ikur, icuc ka imukunyo. Ikur, imukunyio luipu eminas ne iinat mot mere ne recek – ne epalal noi.

Ekoto ewai ediope loka aduketait opukoro, ido toma idiasitete iboro tai lu egelegela. Elumuni ejok aduketait naka ikur imukunyo na arai eyuwarita kama ejai ekwamu lo epol noi.

Aoo eminas aiboisio nu epol akolong. Ikur iriaros nejaasi aturo ka ataparin. Ikur, imukunyo iriarete iboro luipu lu egelegela.



Ipungurei lu ebositos –
iriamara ejok noi ka ikur lu atumak - *[wood-boring beetles]*. Ibwaik akidingot naka aduketait tetere ailepilepeta nuka apungure araratos kwapu ido inyalunyalunos kalucie iboro lu ejaasi ebosiarete kanen lotoma alupok. Abuni da bo nen airiun agolun kalucie ikur lu ejokuka lu lu egelegela.

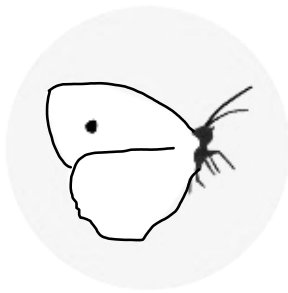
Apungurei nu eororete,
abolin nu epedepedo eororete iriunete aoo kede ituturo.

Aigwereta nuka akito, akito nudidik, atenun ewenikin nepepe osaisin lu egelegela iriunete *ground beetles, hoverflies and ladybugs*.

Anyia nu eokitos, aikeeta nu abaoi, ka apapulai ne idiatakitai osooda ecie tai, abaoi – itwasam arapaanara aipanyia kotoma aduketait naka ikur Ooteri ido epote iriun lucie ikur ka lu eliaatos, imukunyo lu eyuwaritos amisirin wok kama ejaasi ikur lu emunaanarete iraan wok. Epedoro luu aibwaikin toma oicupa lo mopiira ido opukoritete epuwai ne elal tetere esalakito eokitos iboro lu eliaatos.

Asisian 8: Akaadin nuka ikur Lu imedaikinete Ka Lu Emunarete

Cabbage Moth



Cabbage Worm



Cutworm



Flea Beetle



Mite



Parsley Worm



Squash Vine Borer



Tomato Horn Worm



Carrot Rust Fly



Mexican Bean Beetle



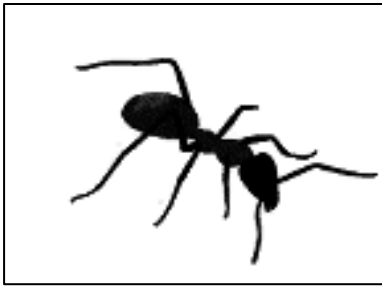
Slugs Kede Toto Acelit



White Flies ka Aphids



Emukuny




Aoo




Earwig




Green Lacewing




Ladybug




Parasitic Wasp (acucut)




Agolu



Ground Beetle




Ecolong Ebu




Asimokoko



Predator (Acucut)







Small Pirate Bug







Asisian 8: Akaadin Nu Kalu Emunarete Akuwii



Amunaar	Ekurut
<p><i>Deformed leaves, sucking damage – akuweenut asukokin</i></p> 	<p><i>Aphids</i></p> 



Amunaar	Ekurut
<p><i>Discolored leaves, sucking damage – Eriagi lo akuwenut aolior</i></p> 	<p><i>Thrips and mites</i></p> 



Amunaar	Ekurut
<p><i>Chewed or skeletonized leaves</i></p> 	<p><i>Beetles, caterpillars – (Ikur), ka lcuc - sawflies</i></p> 

Amunaar	Ekurut
<p><i>Leaf galls (abnormal plant growths)</i></p> 	<p><i>Cynipid wasps, certain aphids, psyllids, and mites</i></p> 

Amunaar	Ekurut
<p><i>Leaf mines (white patterns on leaves)</i></p> 	<p><i>Beetle, (Ecucut), or moth larvae (Ekurut lo ejai abekun)</i></p> 

Amunaar	Ekurut
<p><i>Folded leaves - Akuwii asukokin</i></p> 	<p><i>Caterpillars - Ekurut, tree crickets, Nepepe ka Asimokoko- spiders</i></p> 

Amunaar	ekurut
<p><i>Rolled leaves – Akuwii apopiraanar</i></p> 	<p><i>Certain mites, some caterpillars – Icie Ikuru da</i></p> 

Amunaar	ekurut
<p><i>Chewed leaves, slime trails</i></p> 	<p><i>Slugs, ka Toto Acelit</i></p> 

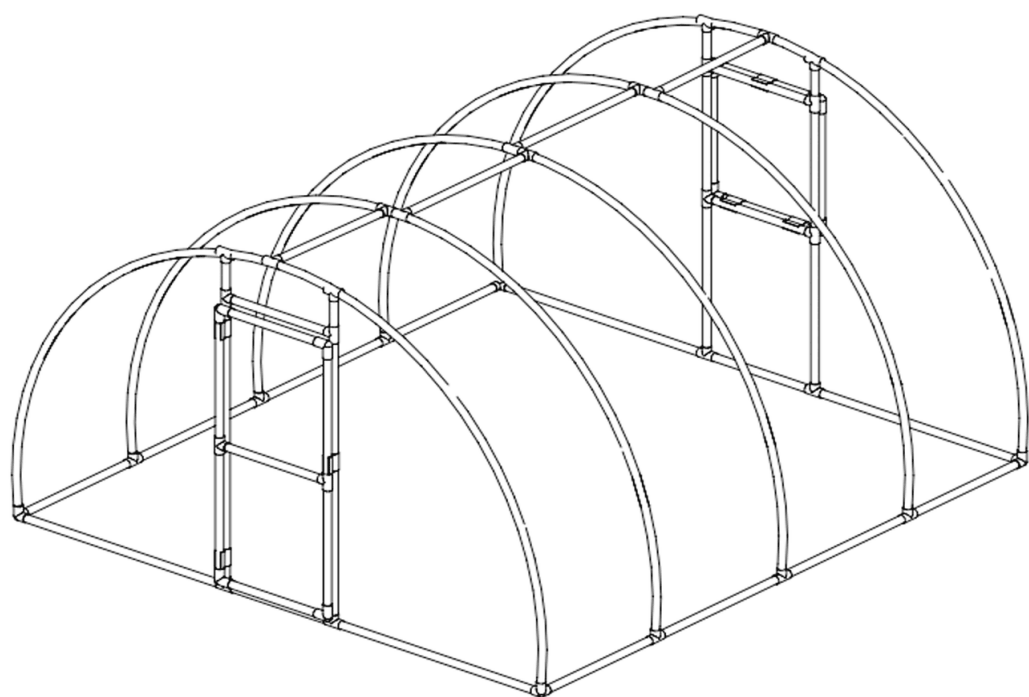
Asisian 8: *Hoop House*

“Hoop houses” adukena nuu edukunio itwasamaete iboro kwape nat apaipo naka PVC, abolin. Iyatakinio aiketakin kede idoloi ka akito nu edupio aidup kanu aitogogongoo efuremu ke esipo kokwapu. Itwasamao aweneta nu iketakinete nges ejok noi. Itwasamao aboro nu aputosi kede abaatin konye koraasi nuka plastic aiswapakina / arapakina kosodete aitwasam amatapalin nu esimit, arai amoru nu apolok aicikanakina.

Kinga na aduketait – ibwaik iekia iyarei ediope diope angoli ewai ne itolomuuni iekia lu abaoi kosodi arapar kede plastic. Owenik ekek mama ejaasi apirin ngun. Oweninik osiepon kede iloin lu ibubukitai kwapu noi epuuti ediope kwapu cut. Kosodi airiikin bobo ne igangit ageun epuwai kitoni epuwai, ido iketakina ejok noi. ***[Secure the door to an arched pole by using twine or zip ties. Secure the ends with stakes or rebar buried at least one foot into the ground. Attach a cross beam from one end arch to the other].*** (Ipedori ijo aiyatakin aiketanakineta koipone lo arucokin epirit lokiding naka aduketait) ***(You can add additional support by connecting a vertical pole at the centre of the frame.)***

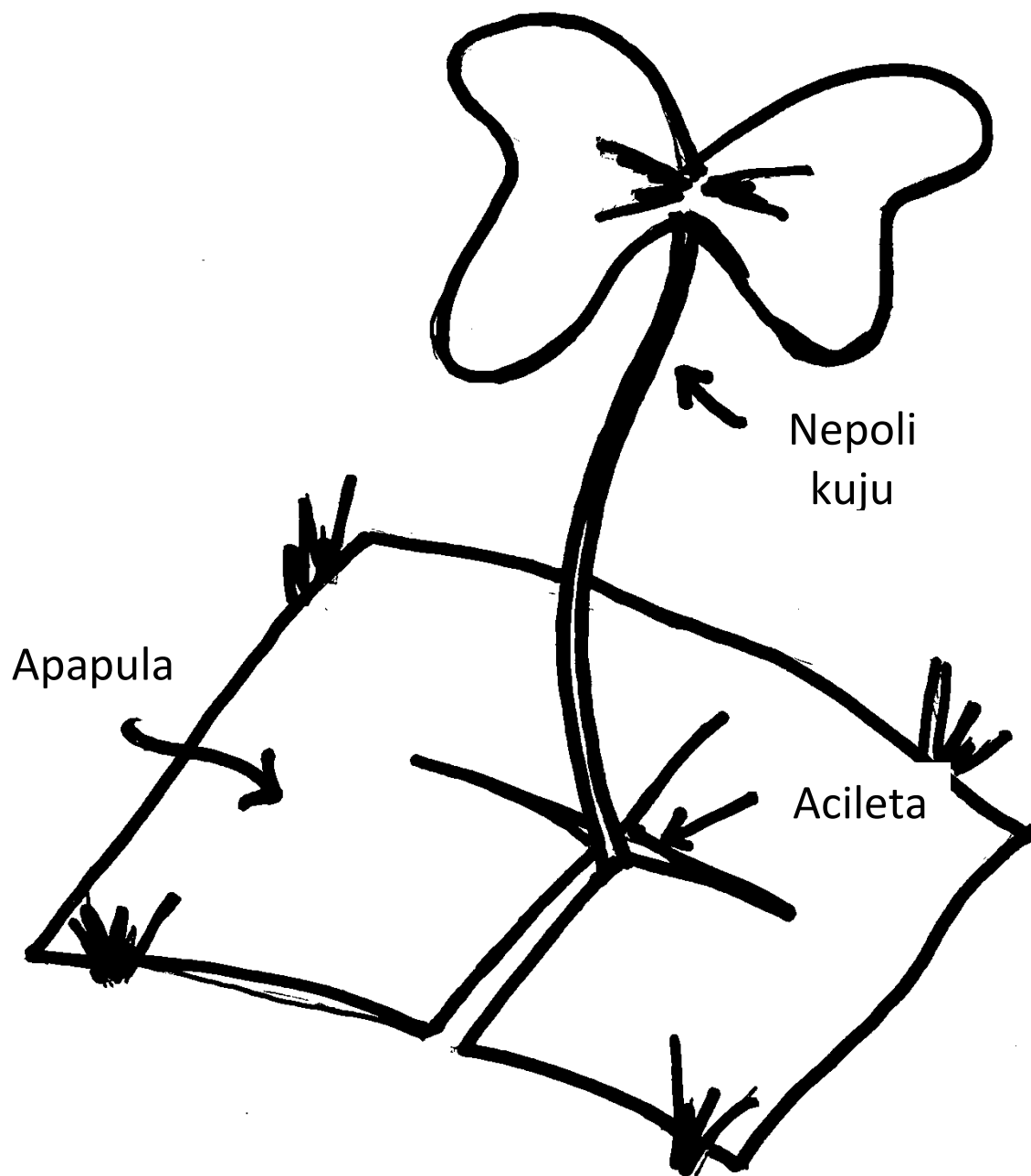
Oruconok agweununeta nu edolito toma aduketait tetere ejaatatar aiganguneta nu ejokuka - olainikina emita ediope- ediope ***[Attach enough arches for the structure to have good support (1 m apart is good)].***

Oge aitoria ibore yen ebenen bala plastic kwangen nejai efuremu kere loka aduketait. Koanyu ebe ikwamanakit ijo osoodai kede osiepon oekia da. Kanu arapakin, ejok adumun itunga lu ingarakinete angin itunganan osooda ediope airiyanar aplainic ngin iketakitete ejok kitoni ne iriamia ejok. Edau aplainic ngin arapakin / aiswapakin ofureemu ejok, ipedori do kwana ijo aitwasam abaa nu aojak aicikanakina, amatapalin nu esimit, amoru tetere ikamakitos aplainic kiding kwa ibusakinitor. ***[Cover the frame with plastic lining. Make sure you have extra on the sides and for the door and ends. It is best to have a person on each side to pull the plastic tight. Once the plastic is in place you can use long boards or cement blocks or rocks to hold the plastic in place at the base].***







Asisian 8: Aigalinikin Apapulai






[Paper Barrier]



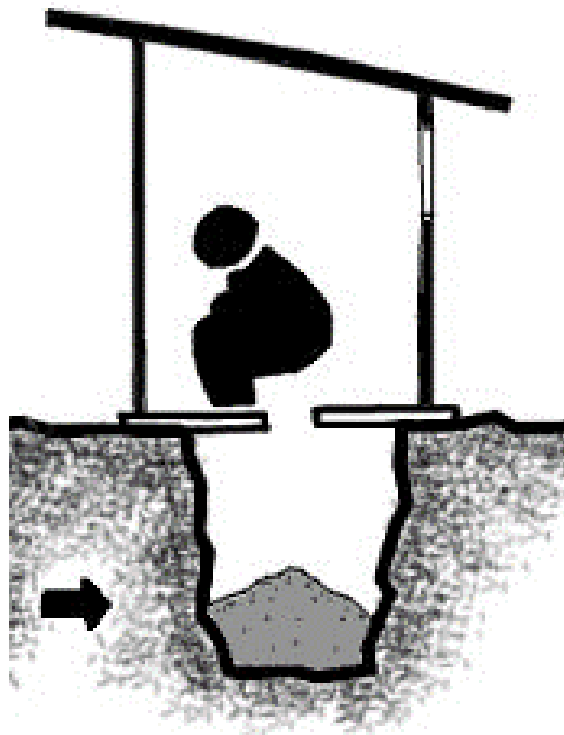
Asisian 8: Akaadin Nu iisiketa

Lu iswamaunio ore


<p>Ikur Kere - All insect pests</p> 	<p>Oruk alunguren 2 nuka garlic [<i>cloves garlic</i>].</p> <p>Obukok elita 1 lo akipi nu ekulaete toma.</p> <p>Orapak mam apukor toni moi.</p> <p>Ijililini akipi ngun toma aicupa.</p> <p>Itwasam aisikanakinia kwapu naka akuwii nuka iraan kon angin apaaran, / kosodi mam erono noi isikanak irwan atipet esabiiti.</p>
<p>Imukunyo - Ants and Aphids</p> 	<p>Otubutub akuleta nuka emucuga odisiak odisiak.</p> <p>Onukinik akuleta isentimitan 3 toni 5 cm / arai mam</p> <p>Isiaranak akuleta kwapu naka ekitoi / arai mam</p> <p>ikajanak akuleta nuka emucuga atenuaik kere- kere.</p>
<p>Ikur lu enonok awate kec - Soft-bodied insects (mites, aphids, mealybugs)</p> 	<p>inyalak aijiiko adipet (1) naka auto ka aijiikon 2 nuka asabuunyu toma olita ediofet loka akipi.</p> <p>ijangijang ejok noi ido ijo abukokin aicupa na isikere.</p> <p>isikiya iraan kede einyalunet ngon kokuju, ido anyoun kokwapu kitoni adolokin osiepon nuka akuwii.</p> <p>Arai emunaa einyalunet akuwii, iyatak akipi toma.</p>
<p>Mites and other insects</p> 	<p>Inyalak toma olita ediope lo akipi – aijiikon aarei (2) nuka emulalu (lo ecuunitai), arai kede etangauzi.</p> <p>iyatak asabuunyu kosodi ainyalakin ejok.</p> <p>Obukok aicupa na isikere ido ojalak iwaka toni imoi.</p> <p>Aso itwasam ngon lo idau ijo ainyalun. iwokiwok nges aicupa ojokan ijai aisk.</p>

<p><i>Earwigs, slugs, and other soft-bodied garden pests</i></p> 	<p>Ibwaik / obukok ebiya (ajon nu oicupa) edioi toma obore yeni isedenyeny ido komam eisi ibwaik toma amisiri. Slugs ka toto acelit eliaunete toma konye mam epedorete aliaun kinga / aliaar awai.</p>
<p><i>Adekasinei nu emunarete ebaale - Fungal diseases</i></p> 	<p>Inyalak aijiikon auni nuka baking soda toma olita ediope loka akipi.</p> <p>Obukok aicupa na isikere iraan kosodi aisik aiboisio nu edekakina.</p> <p>Inyogonok ainyalunun toni adaun apaarasia adis kitoni ne enangakina ationis.</p> <p>Icokicokainik cinnamon toma obaale yeni ejai ailom ido osurokite damp area fungus.</p>
<p><i>Eggshells – Abokoya nu abeei</i></p> 	<p>Iriea cut ojokan, abokoya nu abeei.</p> <p>Ipurupur kes kuju naka alupok nu ejaasi ariri naka isus luka eraasit.</p>
<p><i>Mildew</i></p> 	<p>Inyalak akipi oriakasi kede akile.</p> <p>Ibwaik toma aicupa na isikere iraan kosodi aisikiya einyanya, akobokob, cucumbers, lettuce, kalucie iraan kanu aitikokina mildew.</p> <p>Itwasam inyaleta lu LABS concoction kosodi aisikiya iraan lu edekakina. Aimukeeta auni (3) esabiiti, irwan isabin iuni (3) edolete aitikokin adeka.</p>
<p><i>Grubs</i></p> 	<p>Kanuka lawn / arai garden grubs, itwasam IMO2 nepepe Ka LABS kotoma ainyalunet wok [from our concoctions list].</p> <p>Epote inyaleta lu aimedaikin beneficial micro-organisms. Micro-organisms ngun lu ajokak epote aitikokin auriar naka grubs. Eraasi grubs abekun naka beetles. Kanuka angun, ne iyarara ijo grubs, apolouke iyara ijo "beetle" da cut.</p>

Ecolooni lomojong




Aoret Naka Akituk



Akuwii Nu Aokok



Anyia Numojong Nu Aperenenete Ibaren Toma



Ne Abosinikitos Iraan Lukolo



Eduwan



Ekuron



Asisian 10: Aswamu Nepepe Kanu Aitopoloor Edeke

Akaadin nu Aisia Nuipu – ijeru adiope apapula nuka angin
Aputosia nu ejaasi toma – otubunun toni araun Akaadin 10

Aitikokin Ikur’u Ka Icuc

Aitojokaar Alupok Wok

Eidare Loka Ibaren

Eitolomee Loka Ikinyom

Aridakin Eduwan

Eingadae Loka Asakan

Aitolomuun Eboliya wok
Ikulepek

Adekasinei Nuka Iraan Atutubet

(Iwadik Akirot Kon Na Isisia)

(Iwadik Akirot Kon Na Isisia)