

**TRUTH  
CENTERED  
TRANSFORMATION**

**MODULE 3**



**UNDERSTANDING  
GOD'S TRUTH & SATAN'S LIES  
TEACHER GUIDE**

Truth Centered Transformation - Module 3.3: Understanding God's Truth & Satan's Lies Copyright  
©2012 Reconciled World, Phoenix, Arizona, United States of America. [www.reconciledworld.org](http://www.reconciledworld.org)

This work is made available under the terms of the Creative Commons Attribution-ShareAlike 3.0 license. You are permitted and encouraged to adapt the work, and to copy, distribute, and transmit it under the following conditions:

**Attribution** -- You must attribute the work by including the following statement: Copyright © 2012. Published by the Reconciled World ([www.reconciledworld.org](http://www.reconciledworld.org)) under terms of the Creative Commons Attribution-ShareAlike 3.0 license. For more information, see [www.creativecommons.org](http://www.creativecommons.org).

**Non-Commercial** -- You may not use this work for commercial purposes.



If you are interested in translating this material, please contact [info@tctprogram.org](mailto:info@tctprogram.org).

All scripture quotations, unless otherwise indicated, are taken from the Holy Bible, New International Version®, NIV®. Copyright ©1973, 1978, 1984, 2011 by Biblica, Inc.™ Used by permission of Zondervan. All rights reserved worldwide. [www.zondervan.com](http://www.zondervan.com) The “NIV” and “New International Version” are trademarks registered in the United States Patent and Trademark Office by Biblica, Inc.™

# Before You Get Started

## Preparing for Teaching a Lesson

1. Read through the **Teacher's Guide** carefully, several times if possible. Highlight or make notes on the sides of the pages to remind yourself of important points.
2. Look at the **main ideas** for each lesson so you know what students should learn through the lesson.
3. Read all **scripture** passages ahead.
4. Check to see what **materials** are needed in each lesson and make sure you make copies of Student Guides (handouts) and create the Visual Aids that are used in the lesson. You can choose to provide copies of the entire Student Guide for each participant or church or make the minimal number of copies as suggested in each lesson. If you do not use the Student Guide, you can write verses and questions on a whiteboard or poster or write the verses on small pieces of paper for each group.
5. Make sure you are familiar with each **activity** in the lesson (role plays, games, visual aids). You can practise them with your family or friends.
6. Take time to **pray** for God to prepare the students, for the students to hear what God wants them to hear, and for Him to help you teach the materials. Remember that it is only through God's strength that we will see people changed.

## Helpful Hints for Effective Teaching

1. Arrive early and set up your materials and the area you will be using.
2. Don't rush through the material. Plan enough time for discussion, activities, and breaks. The goal is for people to have time to understand and be involved in the learning process. Move at a pace from topic to topic that makes sure everyone understands.
3. Review often. At the beginning of each session have the class review all they have learned so far in the training module. Repetition helps people to remember what was learned.
4. Follow the Teacher's Guide and your preparation notes.
5. Make sure to include all 4 parts of each lesson.
  - a. Introduce the topic – Activities will connect the topic to their previous experiences.
  - b. Give new information – There are many ways to share new information.
  - c. Give students something to do with what they have learned – Activities allow them to better understand the information by working with others, creating something, or using the new information in some way.
  - d. Connect the information to their lives – This is the application step that helps the student decide specific ways they will apply new information they have learned in their lives. Learning without application doesn't produce change and isn't very useful.
6. Review your adult learning principles and other skills taught in the Facilitator Development Training.
  - a. Give clear directions
  - b. Ask lots of open-ended questions (questions requiring more than a yes/no response)
  - c. Thank people for their participation
  - d. Don't tell people what they can learn better by discovery
  - e. Build on what people already know and recognize their experiences
  - f. Be patient and wait for people to respond
7. Encourage everyone to be participating, sharing and contributing to the discussions. Find ways to gently encourage shy people to participate without embarrassing them.
8. Pray throughout the day for God to reveal new things to you and the students.

## **How to Use This Teacher's Guide**

1. **Main Ideas and Materials:** Each lesson begins with this section.
  - a. **Main Ideas** – These are the most important ideas that the students should clearly understand by the end of each lesson. At the end of the lesson take time to review and make sure the students understood these ideas.
  - b. **Materials** - The specific materials needed are listed for each lesson.
    - i. **VISUAL AIDS** – will be labelled like this. They should be printed ahead of time.
    - ii. We recommend having poster paper, a whiteboard, or a chalkboard to use with the large group.
    - iii. Student Guides are optional. Any section of the lesson that has corresponding pages in the Student Guide is labelled in the Teacher Guide like this: (SG).
2. **Facilitator Instructions:** There are special instructions in the lesson to help you lead the training well. These are not meant to be shared with the students. Read these ahead so you are prepared to lead discussions and activities. Some questions will also have italicised answers to help you as a facilitator know what ideas to emphasise with the students. These are not the only good answers, just some good answers.
3. **Managing Time Frames and Flow:** Time frames are not included for each lesson.
  - a. Take as much time as is needed to help people learn the ideas in the lesson. It is more valuable to be concerned about what people are learning than with completing the lesson in a set time frame.
  - b. Remember to leave time for facilitators to start off with devotions, share testimonies, discuss any problems they are having, and pray together.

# Lesson 1: Are We Being Transformed?

## Main Idea

As Christians our lives should be being changed as we walk in obedience to God.

## Materials Needed

1. Optional Student Guide (SG)
  - a. God's Laws

## Introduction

*Facilitator Instructions: Read the following stories.*

### Story 1: The Pastor's Wife

In South Asia, there was a pastor's wife who loved God and wanted to serve her community. As a way to help her neighbours, she performed abortions. 'After all,' she reasoned, 'If a woman has 8 children and can't feed them, then isn't aborting the 9th a way to help?'

### Story 2: A U.S. City

East St. Louis is a town of about 25,000 in the United States. There are 59 churches in the small town, and a majority of the people are Christians. But from 2000-2020, East St. Louis had one of the highest violent crime rates—and the highest murder rate—of any town or city in the United States.

### Story 3: River Communities

Along the Amazon River, there are many remote communities that can only be reached by boat. Many years ago, there were no known Christians in these communities. Then missionaries came to these areas, preached, and people were saved. The missionaries would stay for a while, plant a church, and then go on to the next community down the river. Now in the same remote communities, there are Christians all along the river, but all the villagers are so poor. Families barely have enough to eat. One way families get cash is to rent out their daughters as prostitutes when they are only twelve or thirteen. The fathers make their daughters available to the richer people in the community. The Christian fathers also do the same thing—renting out their daughters for money.

- What happened in each of these stories?
- Are these stories surprising or not? Why are they surprising?
- How do you think that God feels about these situations? Why?

### Story 4: A Mountain Village

There was a small village in the mountains. It was in a poor part of the nation and the people lived very simply. They barely had enough to eat. They were dependent on the weather to determine how each year would be—would there be enough, or would they face shortages? They didn't have any latrines and lived in very basic housing. They weren't unhappy people but worked hard on the land, struggling year by year. Thirty years ago, missionaries first came to this area and told them about Christ. As they listened and understood they started to believe, and many became Christians. The missionaries helped the people in the area to plant churches. The people regularly attended church. They were happy because they knew that, when they died, they would go to heaven, and they looked forward to that wonderful day when they would meet their Saviour. The missionaries left the area and the church continued under the local leaders. Thirty years later, the church had grown, and the people were committed to meeting together. However, the village was exactly the same. They

were still very poor, and they still depended on the weather to determine if they would be hungry or have enough to eat that year. There were still no latrines in their community. Very little had changed.

- What happened in this story?
- Is this story surprising? Why or why not?
- What is the same about this story and the other stories?

In some ways, the last story does not seem as shocking to us as the first 3 stories because it is common. But it is just like the other stories: while people repented from their sin and called Jesus their Saviour, their life had not changed. God wants our lives to be different on earth, not only in heaven.

## Salvation vs Flourishing

---

### SMALL GROUP DISCUSSION

Read these verses. What does it say that we need to do to be saved?

- Ephesians 2:8-9
- Galatians 2:15-16

We are saved by believing in Jesus and committing to follow Him. We are not saved by works—our obedience is not what saves us. No one can do everything right. We all sin. But God has made a way for us to be saved by accepting Jesus as our Saviour. Jesus died for us to make a way for us to be saved.

Sometimes people think that the way we are saved is by our actions—we have to do everything right and then we are saved. But we need to remember, our salvation is a gift from God. We receive it by putting our faith in Jesus. After receiving this precious gift, we are so appreciative that we want to respond by obeying God. It's a way that we show our love to God. It's not a way to be saved.

Just imagine a close friend came to you and told you, 'You are so special to me, so I got you this very, very expensive gift just to show you how special you are to me.'

- How would you feel about the person who gave you the gift? How would you treat them?

That's right, we would be thankful and grateful. We might make an extra effort to please them and look for ways to serve them. God has given us a much bigger gift than anything a person could give us. He has given us the opportunity to have a relationship with the God of the universe, to talk to Him and be heard by Him, to have our sins forgiven and have eternal life.

- How do you think we should treat God, knowing the great gift that He has given us?

Our reaction to the wonderful gift of salvation is to desire to walk in obedience to God. We aren't saved by obeying BUT our salvation should lead to obedience. As we have seen, as we do obey God we will know His blessing. His laws and direction are for our flourishing.

In the last module we talked about the fact that, when you buy something new, it comes with an instruction manual. If we want to get the best out of that product, then we have to read the manual. Maybe we can do okay without reading the manual, but those who take the time to read the manual will know about all the features, and the product will last much longer because they know how to care for it.

Similarly, God created the earth, and He knows how to live in it best. He gave us the law not to restrict us or make us unhappy. He loves us. But He gave us the law that we might flourish.

Let's look at some of the laws that God gave us in the Bible – do you think our lives would be better or worse if we didn't obey these instructions?

**Facilitator Instructions:** As you read through each of these examples allow the class to give their opinion.

- Do not covet (If we covet, our lives will not be happier; we will always be longing for something and not content with what God has given us.)
- Do not murder (If we murder, there will be chaos and a lack of trust between people; we won't be safe—we could be the next one to be murdered.)
- Do not commit adultery (Adultery breaks the trust in a marriage.)
- Do not steal (Again chaos would break out if everyone stole from each other.)
- Love God with all your heart, soul, strength, and mind. (This makes our lives better. We were designed to be in relationship with God—we can turn to Him in times of difficulty, we have His promises to trust, we know that no matter how bad things are we are never alone because God loves us and is with us.)
- Love your neighbour as yourself (Imagine a community where everyone obeyed)

So we see that that we are saved by grace through faith in Jesus. Obedience does not earn our salvation, but we obey out of love and gratitude for our salvation. As we obey, we will flourish. God never promises that those who are saved and living rightly will have an easy life. But He promises to use even difficulties for His good purpose.

## God's Laws

---

### LARGE OR SMALL GROUP DISCUSSION (SG)

Read Deuteronomy 30:11-20.

- How does God describe His laws? Are they difficult or easy?
- In verse 15 what are the options before us? What would you prefer?
- What brings life and blessing? (v.16)
- What brings death and curses? (v.17-18)
- What does God want us to choose? (v.19)

Read Deuteronomy 28:1-14.

- What happens if we obey God's laws?
- Are these promises for life after we die or for our lives on earth?

Read Deuteronomy 28:15-19.

- What happens when we do not obey God's laws?

God has created many laws that tell us how we should live. There are moral laws that govern personal goodness. An example is, 'Do not commit adultery.' And there are natural or creation laws that govern the things we can see. For example, each day has 24 hours and a plant needs water to grow. As we obey God's laws, we will see our lives improve. We need to understand these laws and start to apply them to our lives. As we do, we will see God bless our lives.

## Transformation in Fiji

---

**Facilitator Instructions:** Read the following story about Fiji or, if you have time and capability, you may choose to show the 5-minute video of Transformation in Fiji (<https://www.sentinelgroup.org/let-the-sea-resound#Doc-Trailer>).

As you listen to the story, think of how to answer the following questions:

1. What are some of the ways that the people started to obey God?

2. What are some of the ways they saw God bless them?

### **Fiji Transformation Story**

Fiji is a nation made up of 322 islands. It is a beautiful area where many famous people go on holiday. Most of the income in the nation comes from tourists. There are 900,000 people living in Fiji. Half of the people are native Fijian; nearly forty percent descended from Indian workers brought to Fiji by British colonists. The two groups don't always get along.

In May 2000, there was a coup. The government was taken over, and government officials were held at gunpoint for 56 days. There was rioting in the streets, and people were killing each other. Soldiers attacked one another. The tourists stopped coming, so many people lost their income. Even after the members of the government were released, the country was still in chaos.

Before this time, the churches in Fiji did not work together or help each other. Instead they competed with each other. But when the coup happened, the churches realised that they needed to come together and pray for their nation. When they organised the first meeting, they didn't know if anyone would come, but the room was packed with church leaders. The pastors realised that if they wanted God to bless their nation, they had to work together and be united in prayer. This led to a new cooperation: The Association of Christian Churches.

In July 2001 Christians from all over the country joined together for joint prayer and Bible teaching. At the end of the time, the acting Prime Minister prayed. He asked God to forgive him and to guide him so he could honour God. Soon after that, he became the Prime Minister of Fiji and looked for other godly leaders to serve with him.

Long ago, Fiji had been known for witchcraft and cannibalism. They had even made the victims cut firewood to roast their own bodies. This past—along with ongoing practices of witchcraft—had left a curse on the villages. There were mysterious illnesses and deaths. In some areas crops or fruit would not grow. In some places, no fish could live in the water.

One village was famous for growing drugs. A friend of the head drug dealer in that area became sick and feared that he would die. But his friends took him to a church to be prayed for. He was healed and gave his life to Jesus. When the people in the village heard what had happened, they also wanted to follow Jesus. They began to realise that they had been lied to by the devil. They stopped all the witchcraft in their area. Even the drug dealer became a Christian and stopped selling drugs. The village leaders started to meet together to pray every morning at 4 am. They asked for forgiveness and asked God to take over their community. And God heard their prayers! People that were often sick stopped getting sick. Trees that had no fruit began to grow fruit, and the sea was filled with fish where in the past there were only a few.

In another area, there had not been any fish for 55 years because poison had damaged the water. On the sides of the river, there were no crops. Everyone in the village came together to confess the sins of their forefathers and to repent from witchcraft. They asked God to forgive them. For days, they would come before God and weep. Everyone brought their objects of witchcraft and destroyed them. As a result, God healed their water, and it was filled with fish. The land next to the river was also healed and started to produce many crops.

In the cities, there were also many changes. The churches would regularly come together to pray for their cities. They asked forgiveness for the way that they had treated each other before. The cities started to change. In the past people would not smile, but now they smiled. There was a reduction in crime, poverty, beggars, and street children. Children started attending school. The economy improved, and the tourists returned.

Meanwhile, the people who had tried to take over the government during the coup had been thrown into prison. Prisons were places that had no hope. But the churches started to go into the prisons. At first it was difficult. The



prisoners had a lot of hatred in them, and they desired revenge against those who had thwarted their plans to take power. They were not ready to forgive. But God moved, and the prisoners repented and became Christians. God filled them with so much hope and joy! People walking past could hear people singing worship songs to God in the prison—it sounded just like a church!

Read together 2 Chronicles 7:14.

- What are the ways that the people in Fiji turned to God? Was it the same or different from 2 Chronicles 7:14?
  - *Churches worked together.*
  - *Churches started to pray together.*
  - *People asked for forgiveness for things done in the past.*
  - *Threw away things related to witchcraft.*
  
- What did God do when they turned to Him? What are some of the ways God blessed Fiji?
  - *The land grew plants where before there were no plants.*
  - *The sea had fish.*
  - *There was less crime.*
  - *There were fewer street children and beggars.*
  - *Children went to school.*
  - *People smiled.*
  - *Tourists returned.*
  - *The economy improved.*

God healed their land in miraculous ways.

- Can God do this in your community?
- What do the people in your church need to do according to 2 Chronicles 7:14 and Fiji's story?

## Conclusion

---

Jesus died on the cross for us. By believing in God and following Him we become Christians. As we continue to follow God, obeying Him, our lives should change. We shouldn't remain in poverty and brokenness. Instead God has promised to bless us, but only as we obey Him. Like in the story of Fiji, as we repent, turn from our sin, and seek to obey God, we should see change. That doesn't mean we will never face problems—we still live in a sinful, broken world. But overall our lives and communities should be changing.

- What sort of changes have you seen in your community as people have come to Christ? (*Take time to thank God for these changes*).

Over the next few lessons we will look at more of God's laws. Then we will look at how Satan lies to us and tries to keep us in poverty and how God's truth can set us free.

# Lesson 2: We Are to Be Stewards of Creation

## Main Ideas

1. God told people to rule over, work, and take care of creation. This is having a right relationship with creation.
2. We are to use our creativity to steward and rule creation, not to abuse or be ruled by creation.

## Materials List

1. Visual Aids—2 or 3 sets of Creation Cards (18 cards per set; need to be printed and cut apart)
2. Some blank cards
3. Bag of water
4. Cloth to clean up water

## Introduction

---

**Facilitator Instructions:** Place a bag of water in the room in a place where it won't damage anything as it flows out but where students will notice it. Make a small pinhole in the bag and leave the water running out while you start the lesson. Make sure the hole is big enough that water will flow out fast enough to catch the students' attention. Start the lesson and complete this example when someone notices the water.

When someone comments on the water flowing out of the bag tell them there is nothing that you can do. Allow the students to make suggestions of what can be done. If no one immediately offers suggestions then ask them, 'Is there something you can do?'

## LARGE GROUP DISCUSSION

- What just happened?
- What did you think when I said there was 'nothing I could do' to stop the water from leaking?
- What negative things would have happened if we didn't stop the water from coming out?

God tells us in the very first chapter of the Bible to have dominion—or to be the ruler—of His creation. In this lesson, we will examine that statement more closely.

## Story

---

**Facilitator Instructions:** Read the following story to the class.

The Pokomchi Indians are among the poorest people in the poorest province of Guatemala. Many years ago, missionaries came to evangelise and plant churches. Many Pokomchi accepted Christ, but their communities remained desperately poor. The young Christian converts gained hope for the future, but no hope for today. In fact, they were literally waiting to die so they could leave their miserable existence on earth and go to be with Jesus in heaven.

This began to change when Arturo, a young pastor, came to work among the Pokomchi. He carefully taught the Bible to the illiterate Pokomchi pastors. As they studied, he would explain how God wants us to apply the principles and laws in the Bible to our everyday lives.

A common problem among the Pokomchi was the lack of proper storage facilities for harvested crops. Often, peasant farmers harvested a good crop, only to have rats eat it before their children could be fed. Arturo asked the farmers, 'Who is smarter, you or the rats?' The farmers laughed and said, 'The rats.' Arturo asked, 'Do you rule over the rats, or do the rats rule over your lives?' The farmers agreed that the rats ruled over them and their families. They took the food, and nobody stopped them. The rats, not the people, decided what the rats could eat.

Then, Arturo showed them that the Bible said men and women are to rule over creation. He reminded them God had blessed them with creativity because they were made in His image. They were to use the creativity God had given them to obey the principle of ruling over creation, not letting creation rule over them.

The Pokomchi decided they needed to act according to the Bible and to start to rule over the rats. They built storage facilities that kept the rats out of their food. Once the food was protected from the rats they started to have enough for their families.

### LARGE GROUP DISCUSSION

- What happened in this story?
- What can we learn from this story? How does it apply to our area?

## Bible Study

---

### LARGE GROUP DISCUSSION

Read Psalm 24:1.

- Who does the earth belong to?

Read Genesis 1:26-28 and Genesis 2:15.

- What did God tell people to do with His creation?
  - *Rule it*
  - *Work it*
  - *Take care of it*
- What does it mean to take care of it? What do we do when we take care of something? How can we take care of God's creation?
  - *When we take care of something, we protect it and make sure it isn't broken or damaged. For example, we can do this by not littering or allowing creation to be destroyed. We need to be careful about things like cutting down too many trees, which can cause landslides.*
- What does it mean to work it? How can we do that?
  - *When we work it, we make it produce something. Creation should provide us with food and beauty and meet other needs. For example, material for housing. When we are farming, we are doing what God has commanded us to do. We should feel happy when we farm because we are obeying His command.*
- What does it mean to rule creation (think about the story of the Pokomchi)
  - *To rule means we have control over something. For example, with the bag of water, we can control the flow of the water—it does not control us. We need to use our creativity to rule over creation. For example, a bridge rules creation. Without the bridge, the river determines where we can go. With a bridge or a boat, we can decide where we want to go. It is not God's desire that we feel like we are controlled by creation. We need to ask God to continue to give us creative ways to rule over creation.*

When we rule, work, and take care of creation we are obeying God's commands to us. We call this having a right relationship with creation.


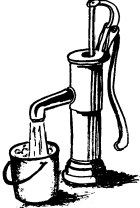







# A Right Relationship with Creation



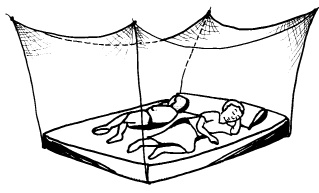






## SMALL GROUP DISCUSSION (2-3 groups)

**Facilitator Instructions:** Give each group a set of the **VISUAL AIDS:** Creation Cards and some blank cards.

Look at each of the picture cards. Sort them into piles according to whether they show a right relationship with creation or not. Then, use blank cards to draw more examples of each (right relationship/brokenness) from your community.

### Creation Cards

<p style="text-align: center;"><b>Caring for Animals</b></p> 	<p style="text-align: center;"><b>Clean Water</b></p> 	<p style="text-align: center;"><b>Growing Food</b></p> 
<p>☹️ We have been told to look after animals. We need to provide suitable pens for them, so they do not bring disease into our houses. This is part of ruling over creation.</p>	<p>☹️ Creating wells and cleaning the water using methods such as filters or boiling water helps to make the water suitable for our bodies to drink so that it doesn't make us sick.</p>	<p>☹️ We need to grow food for our needs. This is part of working the land. A kitchen garden is a good way for a family to have more nutritious food.</p>
<p style="text-align: center;"><b>Farming</b></p> 	<p style="text-align: center;"><b>Building A House</b></p> 	<p style="text-align: center;"><b>Latrine</b></p> 
<p>☹️ We need to farm the land God has given us. It should provide for our families, not control us. We need to set up irrigation methods and ways to make the soil more fertile so it will produce more.</p>	<p>☹️ We need shelter from the sun and rain. Ensuring that we have safe housing is part of ruling creation. We are no longer as controlled by sun and rain.</p>	<p>☹️ Latrines reduce disease and keep our environment healthy. We need to take care of our environment and ensure that it doesn't cause us to get sick.</p>
<p style="text-align: center;"><b>Fishing</b></p> 	<p style="text-align: center;"><b>Cutting Down Trees</b></p> 	<p style="text-align: center;"><b>Rat Traps</b></p> 
<p>☹️ Fishing is another way we can provide food for our family.</p>	<p>☹️ We need to be careful that when we cut down trees, we</p>	<p>☹️ Rat traps can help us to reduce rats that eat our food.</p>

	<p>always plant new ones. Trees are a gift from God that prevent landslides and erosion, as well as help restore the soil. If we cut down the trees and don't use the land, it will become unproductive waste land.</p>	<p>Rat traps do not need to be complicated. They can be made out of bamboo like these rat traps. We need to rule creation and not let rats make us sick.</p>
<p><b>Fly Trap</b></p> 	<p><b>Covering Food from Flies</b></p> 	<p><b>Sleeping Under a Mosquito Net</b></p> 
<p>☹️ Fly traps reduce the number of flies, which carry disease. Reducing the number of flies is a way that we can rule creation.</p>	<p>☹️ We need to protect our families from disease carried by flies by keeping our food covered.</p>	<p>☹️ Sleeping in a mosquito net helps ensure we don't get malaria or other mosquito-carried disease.</p>
<p><b>Litter</b></p> 	<p><b>Dry/ Unusable Land</b></p> 	<p><b>Digging a Well</b></p> 
<p>☹️ God asked us to care for our environment. We should keep it beautiful so it honours God. We should not drop litter on the ground but put it in litter bins.</p>	<p>☹️ We need to find ways to turn unproductive land back to productive land by methods such as irrigation or natural fertiliser.</p>	<p>☹️ Wells are a way to access the water that God has provided under the ground. Well water helps us to stay clean and healthy.</p>
<p><b>Growing vegetables</b></p> 	<p><b>Animal in house</b></p> 	<p><b>Rats Eating Food</b></p> 
<p>☹️ Growing vegetables is another way that we can provide for our families.</p>	<p>☹️ Animals should never be near our food. They carry disease. We need to control our animals and create pens for them.</p>	<p>☹️ Rats spread disease and eat food that we need. We need to protect our food from rats and use traps to try to reduce the number of rats in our area.</p>

**REPORT BACK**

**LARGE GROUP DISCUSSION**

**Facilitator Instructions:** Once they are finished working in groups, go through each of the cards and ask:

- Do we do this in our community?
- For the good cards, how can we do this more?
- For the bad cards, how can we stop doing this?

## **Act of Love Ideas**

---

Let's choose 2-3 ideas and think about how we can do these as Acts of Love. Take time to decide on one and make a plan to do it as an Act of Love.

# Lesson 3: We Can Change the Future

## Main Ideas

1. God intends for us to change. He has a purpose for our lives. He wants us to grow and our lives to improve.
2. We can be people that bring change for others (like Jesus and Mama Nicole). Even one person who faithfully follows God could save the whole city from destruction.

## Materials

1. Visual Aid: Picture of Misery Family
2. Visual Aid: Picture cards for Jesus and funeral – 8 cards
3. Optional Student Guide (SG): Being a Person Who Brings Change

## Introduction

### LARGE GROUP DISCUSSION

**Facilitator Instructions:** Show the **VISUAL AIDS** picture of Misery Family and ask the class:

- Do you think this family has changed in the last 6 months?
- Do you think this family has changed in the last year?
- Do you think this family will change in the next month?
- Do you think this family will change in the next 6 months?
- Do you think this family will change in the next year?



*If they answer NO to all the questions, then ask why? If they answer YES, then ask how this change will take place?*

Read again the verses in Lesson One – Deuteronomy 28:1-14.

- In what ways does God want to bless us?
- Do these verses apply to this family in this picture?

Read Jeremiah 29:11.

- What types of plans does God have for our lives?
- Could these verses apply to this family in the picture? Why or why not?

### SMALL GROUP DISCUSSION

Draw another picture of this family as God would intend them to be.

## Making a Difference

### LARGE GROUP DISCUSSION

**Facilitator Instructions:** The sayings below are all common sayings – you will want to choose sayings that are appropriate to your context.

‘The son of the king will be the king; the son of the monk will be a monk.’

- What does this saying mean?
- Do you know of any sayings like these with the same meaning?

Read Jeremiah 5:1.

- How many people was God looking for? (*one*)
- What would happen if He found this person? (*God would forgive the city.*)

Read Ezekiel 22:30-31.

- How many people was God looking for? (*one*)
- What would happen if He found that person? (*God would not destroy the land.*)
- What would happen if He couldn't find that person? (*God would pour out His wrath.*)

According to the Bible, even one person who faithfully follows God could save the whole city from destruction.

## Being a Person Who Brings Change

---

### LARGE GROUP DISCUSSION

Read Luke 7:11-17.

This story occurs as Jesus and His disciples meet a widow at her son's funeral. Jesus' disciples are excited because they have just seen a miracle. The widow and the funeral crowd are weeping.

- What happened in this story?

**Facilitator Instructions:** Use the **VISUAL AIDS** *Jesus and the Funeral* cards to review the main ideas we can learn about a person that brings change.

There were 7 things Jesus did to be a person that brings change. (SG) Let's see what they were:

1. **Jesus noticed the widow.** There were many people in the crowd. Jesus' disciples were excited about the miracle they had just seen. However, Jesus noticed her in the middle of the crowd. If we are going to be people who bring change, we need to be people who notice others. We need to make sure we see individuals, not just a crowd.
2. **His heart went out to her.** If we want to bring change, we need to feel compassion. We need to be people whose hearts break when we see the needs of others. So often we stop seeing and stop caring. What do we do when we see someone who is needy in our community? What do we do when we see a mother whose husband has left the family or a grandparent left looking after young children? Do we feel compassion? Ask God to give you more love for your community. Ask Him to show you people in the community as He sees them.
3. **He offered words of encouragement.** Often people need someone to care for them and encourage them. It is easy to think we need resources to truly help people but often those who need help really need to have someone come alongside them and encourage them.
4. **Jesus touched the coffin.** When Jesus did this, He did something that was wrong in His culture. The Jews believed you should never touch a coffin, or you will be unclean. Jesus was willing to become unclean to help someone. We need to be willing to take risks and get dirty to help people. People may talk about us or disapprove, but we need to do what God is calling us to do.
5. **He prayed.** There is power in the word of God and prayer. When Jesus prayed the person was raised from the dead. Never forget to pray in the situations that you face. Take time to pray for people. Do so believing God really can change the situation and cares about all sorts of needs. Teach people to pray so they can also know God's power.
6. **There was a result.** The young man was raised from the dead. We should have results from our work. If you want to help, start with small things you can do easily. When you have success, people will be excited, and more people will be willing to get involved. Eventually you will be able to do more difficult things.



7. **God was glorified.** At the end the glory should go back to God. Always make sure that when everything is finished God is the one who is being praised.

## The Story of Mama Nicole

---

**Facilitator Instructions:** Share this story before splitting into small groups for discussion.

Mama Nicole lives in the Democratic Republic of Congo (DRC). After participating in TCT training, Mama Nicole felt led to do an evaluation of her area to understand how the widows and their children were living. In this community, widows have no place in society and few options for earning income. Without a man to speak up for them, they are often exploited by others. Many are suicidal and are left prostituting themselves just to eat. As Mama Nicole visited these women, she realised that most of the children were not attending school because they could not afford the school fees. She identified 10 widows who were most needy. Between them they had 40 children.

Mama Nicole began teaching this group of widows to make soap. Her church took up a collection so they could loan the women money to buy soap-making supplies. This enterprise of making and selling soap enabled all the widows to earn enough to pay for basics like food. But it wasn't enough for Mama Nicole. She wanted to find a way for the widows' children to go to school. To earn money to help with school fees, she started a plant nursery—planting seeds and tending them until they were saplings that could be sold for \$1 each. She employed a deaf and mute man at the nursery, and some youth from the church also worked for her to earn extra money. She trained these youth to grow bananas and, with their help, established 50 banana trees on the church's property. The nursery and banana tree plantation generate enough profit to pay school fees for all the children of the widows.

### SMALL GROUP DISCUSSION

- How is Mama Nicole bringing change to her community?
- Do you know someone doing similar in your community?
- Is this something your church could do? How?

### REPORT BACK

**Facilitator Instructions:** After the groups give some answers, go over the following points.

#### Lessons we can learn from Mama Nicole:

- We need to have a heart to help people and be willing to sacrifice time to do so.
- We need to take time to build relationships with people in our community who need help. We need to visit on a regular basis to build trust with people.
- We need to listen to people. Many people in difficult situations just want to feel like people care for them and love them. If they feel cared for then they are going to be much more likely to listen to advice. We need to make sure we don't have an attitude of judging but an attitude that truly wants to help. If people feel you are judging them, they won't be so likely to share with you.
- We need to bring ideas to help people see new ways they can do things. Often people don't know how to change their lives. The poor can often feel like they can't change their situation and will easily give up trying to have a different life. They need someone who is willing to work alongside them and give them ideas about what they can do to change their life.
- We need to be willing to work to make the ideas happen. Mama Nicole involved the church, taught soap making, planted seeds, and trained youth. She didn't just tell people what to do; she was actively involved in helping them get started.

- Be willing to start small. Making soap didn't meet every need and fix every problem that the widows had. But it was the beginning of great changes. Sometimes we have to work step-by-step and day-by-day to help people. Don't expect people to make big changes quickly. Give them easy first steps to start with, which they can accomplish and feel successful. Once people have been successful at a small thing, they will be more willing to try something bigger.
- Change takes time. These stories happened over time.

### **A Helping Group**

Sometimes it is difficult to think of ideas to help people. One way to be able to have more ideas is to start a helping group. This can be a group of people who come together once a week because they have the desire to help people. They can pray together for the people they are each helping and then share any areas in which they want ideas to help to bring change. Together the group will be able to think of more ideas than just one person could. Don't forget to ask God to give you wisdom.

### **SMALL GROUP DISCUSSION**

Think about the picture of the family from the beginning of the lesson. Think of some ways that we can help them to change from their current situation to the picture of how God intends their lives to be.

## **Conclusion**

---

### **LARGE GROUP DISCUSSION**

Read Psalms 139:14-17.

Sometimes it is easy to believe that our past will determine our future. If we are born poor, we will be always poor; if our family are farmers then we will be farmers. However, God has a plan for your life. You are uniquely created. God has given you the talents and character that He wants you to have and has placed you in the family in which He wanted you to be born. He wants you to use what He has given you to bring about change. Each of you could bring change to any situation you face, whether in your family, with other people, or for your community. God may call you to bring about change in your church, your province, or even your country.

## **Reflection and Application**

---

Reflect on and pray about these questions:

- Who is someone you could help? What is something you could do?
- Would you like to be part of a helping group?

**Facilitator Instructions:** *Once the group has had time to pray, ask those who are interested in being in a helping group to meet with you during the next break. Help them to divide into groups of 4-8 and encourage them to plan when they will meet. Explain that, at their first meeting, they should each choose someone they want to help. Start by visiting those people. Pray for each other—that God will help the people you visit. At the second meeting, report how the visit went and needs you saw; share ideas of how to help. As a group, ask God for wisdom and use the creativity that He has given you to think of possible ways to help. Remember, don't try to do everything at once. Just choose one small area to start helping with.*

# Lesson 4: God Has Given Us So Much

## Main Idea

Recognise all that God has given us.

## Materials

1. Visual Aids: Introduction Monologue
2. Visual Aids: Common Excuses Roleplay
3. Visual Aids: 2-5 sets of cut apart Resource Cards (24 cards in one set)
4. Optional Student Guide (SG)
  - a. Matthew Bible Study
  - b. Getting Past Our Excuses

## Introduction

---

### LARGE GROUP ACTIVITY - MONOLOGUE

**Facilitator Instructions:** Before the class ask one person to prepare to read the following **VISUAL AIDS** monologue.

A believer is having his devotional time and he reads Matthew 25: 14-30. Then he says,

'I wish I could be like the servant who was given 5 talents so I could do great things for God! But I feel sorry for the servant that was given only one talent. I think the Lord was too hard on him! Well, that's not my case because I don't think I have any talent or special gift to serve God and work for Him. Besides that, I am so poor! My reality is that I cannot help anyone else because I have so many needs myself. Oh Lord, please help me and give me a few talents to use...'

- What did you see in the drama?
- What did the poor believer say?
- Is he right about his perception?
- Why did he think that way?

## Bible Study

---

### SMALL GROUP DISCUSSION (SG)

Read Matthew 25:14-30.

#### Verses 16-18

- What did the servants do with their talents?
- Can you identify yourself with the servants using their talents or with the one who is hiding it?

#### Verses 19-23

- What did the master do when he returned?
- What did he say to the ones who had multiplied their talents?

#### Verses 24-28

- What was the problem of the servant who hid his talent?
- What did the master say to him?
- Why do you think many believers do not use their talents?
- What can we do?

## REPORT BACK

## Getting Past Our Excuses

---

### LARGE GROUP ACTIVITY – COMMON EXCUSES ROLEPLAY

**Facilitator Instructions:** Ask for 5 volunteers. Have each volunteer read a **VISUAL AIDS** common excuse.

**Old Person:** ‘Oh, I wish I were still a young man. Then I would have the energy to serve the Lord with my talents. Now I am too old and tired.’

**Young Person:** ‘Oh, I wish I were older. Then I would have more influence, and I could really lead people to serve the Lord with my talents. It’s too hard right now because I’m so young.’

**Business Person:** ‘Oh, I wish I had more time. I’m so busy with my work that I never have time to help others.’

**Uneducated Person:** ‘Oh, I wish I were more educated. I don’t know anything about theology. Only the pastor can really help others because he went to Bible school and has training.’

**Poor Person:** ‘Oh, I wish I had more money. Then I could really serve the Lord. I’m too poor right now to help anyone besides myself.’

### SMALL GROUP DISCUSSION (SG)

- Which of these excuses do you often hear from others in your church?
- Which of these excuses have you ever used?
- What was the excuse of the servant who hid his talent? (*The master is harsh; he was afraid he would make a mistake.*)
- Was this excuse acceptable to the master? (*No*)
- Do you think our excuses are acceptable to God?
- What can we do to overcome these excuses?

## We Need to Start to See All that God Has Given Us

---

### LARGE GROUP DISCUSSION

So often we listen to Satan’s lies and believe we don’t have anything. We compare ourselves with others and are only able to see what we don’t have. Today we will look again to see all God has given us.

To help us think more clearly, we will consider 3 categories: Natural-Inside, Natural-Outside, and Spiritual.

1. **Natural-Inside** refers to all the gifts and abilities that God has given us. For example: the ability to speak, the ability to make decisions, the ability to cook food, and the ability to make a fire.
2. **Natural-Outside** refers to all the resources that God has given you in your community. For example: water, land, sun, and schools.
3. **Spiritual** refers to all of the things that we have because of our relationship with God. For example: miracles, prayer, and God’s power.

**Facilitator Instructions:** Make sure that the class understands clearly the distinction between the 3 categories before doing the next activity.

### SMALL GROUP ACTIVITY

**Facilitator Instructions:** Divide the class into groups and give them a set of the **VISUAL AIDS** Resource Cards.

Each group should:

Sort the Resource cards into 2 groups:

1. Resources you have in the community
2. Resources you don’t have in the community

Think of 5 more things that you have in the community. Write them on a card. (*Remind them to consider the 3 categories of resources we just discussed.*) Does any group have all their resources in the ‘we don’t have’ pile?

While it is easy to feel like we have nothing, the truth is that God has blessed us. He has given us so much. Rather than thinking about what we don't have, we need to use what God has already given us.

Reread Matthew 25:20-23.

- What happens when we use what God has given us? (*He is pleased. He gives us even more.*)
- Are we using all God has given us?
- How can we become even better at using all God has given us?

## The Farmers

---

### LARGE GROUP DISCUSSION

The resources we have inside us are often more important than the resources that we have outside of us. As Christians we also realise spiritual resources are even more important because they can multiply our natural resources.

Read the following story:

In Constanza, an island in the Caribbean, the land is fertile. There is plenty of water and the climate is good for growing. After World War 2, Japanese who were escaping from the difficulties in Japan moved to this area. When they arrived, they had nothing—just the clothes they were wearing. They lived amongst the local people and farmed together with them. Both groups were poor and struggling to survive. After 20 years the Japanese farmers had become rich. They had large, beautiful houses. However, the local farmers were still poor and still struggling to grow enough to eat.



- How could this be possible?
- What happened?

Both groups had exactly the same physical resources—outside resources. The difference was in their ideas, their inside resources. The Japanese believed you should always work hard even when things are difficult and that you should never give up. The local farmers believed their lives would never change. They believed that since their fathers and grandfathers were poor, they would also be poor. They didn't try to overcome difficulties, because they believed it was their destiny to be poor.

- How important was the way the people thought? What category of resources is 'thinking' in?
- What can we learn from this story?

**Facilitator Instructions:** *Help the class to understand that it was the same land. The difference was in their beliefs and ideas. The Japanese did not have better natural-outside resources but the same as the local farmers. The advantage that the Japanese had was better natural-inside resources. We can also have good natural-inside resources if we use God's word to influence our thinking and beliefs.*

## Reflection and Application

---

Think and pray about what God has given you. Consider all the cards that were in the 'resources we have' pile, the Parable of the Talents, and the story of the farmers. Pray and ask God to help you see all the resources He has given you and to help you use them for His glory.

# Lesson 5: Satan Is a Liar

## Main Idea

Satan lies even at the level of our basic beliefs about things like work, hope, humanity, and creation. His lies keep us in poverty.

## Materials

1. Visual Aids: Lie Cards – 8
2. Small markers—like leaves, beans, pebbles, or toothpicks—to place on Lie Cards

## Introduction

---

Has anyone ever told you a lie? Did you believe it? What happened? How did that impact your relationship with that person? *(Let a few people share before moving on. You may also want to share a story of a time you yourself believed a lie and based your actions on that lie.)* Lies can really affect us! When we believe a lie and act on it, we may end up regretting our actions. Let's look at what the Bible says about how lies can harm us.

## LARGE GROUP DISCUSSION

Read John 8:44.

- How does this verse describe the devil? *(Murderer, no truth in him, a liar, the father of lies.)*
- What are some examples of lies Satan might tell?
- Do Satan's lies affect us today?

Satan is a liar! But Psalm 119:160 says of God, 'All your words are true. All Your righteous laws are eternal.'

God's word is truth that we can always trust. However, Satan is the father of lies. From the beginning he lied, and he continues to lie today. Satan wants us to be poor and hungry. He knows if we follow God's laws then we will be blessed by God. He doesn't want that to happen, so he tells lies to us.

## What Sort of Lies Does Satan Tell?

---

### LARGE GROUP ACTIVITY

Satan lies to us in many ways. Today we will review some of the lies he tells that keep us poor.

**Facilitator Instructions:** Go through each of the Lie Cards. **Facilitator Instructions:** Lay all the **VISUAL AIDS** Lie Cards on the floor (or put them on the wall). Make sure the class understands the lies. Don't discuss the truths yet. Now ask the class to put a marker (leaves, beans, toothpicks, pebbles...or mark the paper with a pen) on each of the lies that are common in their community.

**Lies Satan Tells**

**God's Truth**

Work is a curse and a heavy burden. It is good to work as little as possible.




We are designed to work; Adam worked before The Fall (Genesis 2:15). Work is part of our dignity and a way that we can glorify God (Ephesians 4:28, Colossians 3:23)

We were born poor, and we will die poor.



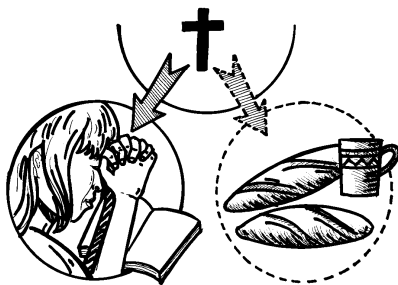
God will bless us if we are obedient to Him (Deuteronomy 30:15-16, John 14:23).

We are so poor that we don't need to give. Other people should give to us.







Even the poorest are not excused from giving. (Mark 12:41-44, 1 Kings 17:7-14). The Macedonians (the poorest people) gave in the time of Paul (Romans 15:26). In the book of Malachi God tells the people that they are not blessed because they do not put God first. He tells them to test Him and see what happens if they start to give as He has commanded (Malachi 3:8-12). We need to give, recognising that God has given us everything and is willing to provide us with all that we need.

God only cares about spiritual things.



God cares about all aspects of our lives (1 Corinthians 10:31). All things were broken in The Fall (Romans 8:22), and He wants to reconcile every aspect of our lives back to Him (Colossians 1:19-20).

<p>God only wants us to evangelise our neighbours —we don't need to care for their physical needs.</p> 	<p>God has told us to love our neighbours. When He describes the sheep and goats, He reminds us that love is providing food, water, and shelter (Matthew 25:31-46). When asked who our neighbour is, Jesus told the story of the Samaritan meeting a stranger who had been injured on the road and providing him with medical help (Luke 10:25-37).</p>
<p>We can't change our lives without finances from someone else.</p> 	<p>God has blessed us already. We need to open our eyes and see all that God has already given us and start to use that (2 Kings 4:1-2). As we use what God has given us and bless others, then He will bless us (Matthew 25:14-30). In Module 2 we talked about Mrs. Lee, who helped people by bringing them ideas. Today we heard about Mama Nicole's way of helping widows. These stories remind us that finances are not the most important way to bring change (Psalm 119:72).</p>
<p>Some people are better than other people. We are not important.</p> 	<p>We are all made specially by God (Psalm 139:13-16), and God loves each of us so much that He sent His son to die for us. There are no high people and low people in His kingdom (Galatians 3:26-28). He has created each of us according to how He wants us and has a special purpose for each person (Ephesians 2:10).</p>
<p>The gospel message only affects our spiritual life.</p> 	<p>Jesus died to reconcile all areas of life, not just spiritual matters (Colossians 1:19-20, 1 Corinthians 10:31).</p>

- Can you think of 2 more common lies that Satan tells us? (*Write them on the 2 blank cards.*)

### SMALL GROUP ACTIVITY

**Facilitator Instructions:** Break the class into groups of 3-4. Give each group 1-2 lie cards and tell them the verses listed on the truth side of the table above. Give them a few minutes to look up the verses and talk about what God's truth is for that lie.



## **REPORT BACK**

***Facilitator Instructions:** If any of the truths listed in the table above aren't covered by the small groups, be sure to point them out.*

## **Conclusion**

---

We've seen that Satan lies to us about many things. His lies create brokenness in our relationships with God, others, and creation. His lies keep us in poverty. But God's words are true! In the next lesson, we're going to look at God's truth and see how truth can set us free to experience God's blessings.

# Lesson 6: God's Truth Sets Us Free

## Main Ideas

1. As Christians we need to know the truth because the truth will set us free from Satan's lies.
2. God's truth can bring flourishing to all areas of life.

## Materials

3. Visual Aids: Lie Cards - 8

## The Impact of Satan's Lies

### LARGE GROUP DISCUSSION

In the last lesson, we discovered many lies that Satan tells us. Satan's lies can have a big impact on our lives.

Read the following story:

In many of the areas that we worked, the people had to walk to the river to get water. Depending on the village, they walked up to 5 kilometres. They dreamed of having water in their villages; they would meet and pray that God would give them water, but no organisation ever turned up to dig wells. So they continued to walk to the river.

One year one of the churches was looking at their community map (which they drew in this Module) and felt like God was prompting them to dig and see if they could strike water. So they did. It was very hot, so each person could only dig for about 15 minutes before they would have to come up and pass to the next person. But with 20-30 people helping, it wasn't too much of a burden for any one person. By the end of the day, they had struck water. They were amazed! The next weekend they dug another well and then another one. Each person only had to work for 15 minutes and, in about a day, a well appeared.

Other villages heard about what was happening and they also started to dig wells. They also found water. Today there are over 200 wells in that area, most of which have been improved over the years as the churches had more resources.

For years—for generations—the people had wanted a well. They had prayed for a well. And yet a well was one day's work away. What prevented them from having a well? It wasn't their ability; once they decided to dig they easily managed. It wasn't that they were lazy; they were hard-working people. *It was their beliefs.* They completely believed that wells needed to be dug by outsiders with great resources. So for generations they had waited for a well, when the solution was only a day's work away.

- How did wrong beliefs affect the people?
  - *They didn't dig the well themselves and had to walk to get water*
- What caused the change?
  - *Being willing to be obedient to God.*

**Facilitator Instructions:** *Help the class to see that God told them to dig—not what would happen. They needed to obey even before they're beliefs changed. It was through listening to God and obeying that the lie was overcome and their communities were transformed.*

Look at each of the lie cards again. For each of the lies, think about the difference between someone who believes the lie and someone who believes God's truth. For example, number 1 – work is a curse. If someone believes that work is a curse they will not work hard. They will finish working once they have enough to eat that day. They will

not enjoy working and will always be looking for ways to do as little work as possible. However, if a person believes that work is part of our dignity and a way that we can glorify God, then they will work hard. Because of their hard work they will be able to earn more. They are more likely to persevere even when it is difficult, and they will not give up quickly.

**SMALL GROUP DISCUSSION**

Go through each of the lies and discuss the impact of the lie and the impact of believing the truth.

LIE	IMPACT OF BELIEVING THE LIE	TRUTH	IMPACT OF GOD'S TRUTH
Work is a curse and a heavy burden. It is good to work as little as possible.	<i>We would not work hard.</i>	Work is part of our dignity and a way that we can glorify God.	<i>We would work hard, not give up, and have a good attitude. This could lead to earning more.</i>
We were born poor, and we will die poor.	<i>We would not try to change.</i>	God will bless us if we are obedient to Him.	<i>We would seek to obey God and would receive blessings.</i>
We are so poor that we don't need to give. Other people should give to us.	<i>We would not give. Tithes will be low. We'd hope for outsider donors and have a dependent mindset. Nothing would get done while we wait.</i>	We need to give, recognising that God has given us everything and is willing to provide us with all that we need.	<i>We would see our resources are not just money. We would make sacrifices and give in order to make something happen.</i>
God only cares about spiritual things.	<i>We would neglect other things—work, family, health, community problems—to focus on prayer, sermons, etc.</i>	God cares about all aspects of our lives.	<i>We would seek to know his will for our work, family, health, and community. As we obey, all aspects of life would be more like God intends. Others would see our good lives and want to have the same.</i>
God only wants us to evangelise our neighbours—we don't need to care for their physical needs.	<i>We would preach the gospel but not care for physical needs. We would tell people God loves them, but they often would not believe us.</i>	God has told us to love our neighbours.	<i>We would meet physical needs. People would feel the love of God and be more open to hearing the gospel.</i>
We can't change our lives without finances from someone else.	<i>We would wait and do nothing. We would have a poverty/dependency mindset. Nothing would change.</i>	As we use what God has given us and bless others, then He will bless us.	<i>We would be generous and do as much as we could to bless others. We would receive God's blessings.</i>
Some people are better than others.	<i>We don't try to change. We don't care for those who are worse than us.</i>	Every person is specially made by God.	<i>We would treat each person with love. We would see their value and potential, not only their problems.</i>
The gospel message only affects our spiritual life.	<i>We don't try to change. We would stay the same physically,</i>	Jesus died to reconcile all areas of life, not just spiritual matters.	<i>We would try to understand how Jesus wants us to grow physically, mentally, and socially as well as spiritually.</i>

	<i>mentally, and socially. We would stay poor.</i>		
--	--	--	--

## REPORT BACK

Imagine what changes you would see in your community if everyone believed the truth and not lies.

- Would your community be better or worse?
- Would your community be more like God wants it to be or less?

As a class, let's spend some time praying that God will break the power of lies in our area and help our minds to be filled with the truth.

## How Do We Get Rid of these Lies?

---

### LARGE GROUP DISCUSSION

Read John 8:31-32: *To the Jews who had believed Him, Jesus said, 'If you hold to my teaching, you are really my disciples. Then you will know the truth, and the truth will set you free.'*

- How do we know the truth?
- What will the truth do? (Set us free from what?)

If we want to be free from Satan's lies, then we need the truth that comes from God. God has promised to send Christians the Spirit of truth who will guide us into all the truth. (John 16:13). We must pray that God will show us the truth. And we must spend time reading the Bible to understand God's truth.

## Conclusion and Application

---

We have looked at many important truths today. The Bible says the truth will set us free from Satan's lies. But that only happens as we put it into practice. It is not enough to hear the truth—we must obey in order to see God begin to bless us.

What are 1-2 truths that you want to put into practice this week? How will your actions be different when you obey the truths? Pray and ask God to help you to remember the truths and to obey.

# Lesson 7: Understanding Your Community

## Main Ideas

1. To provide information about the communities.
2. To help the group to think about ways that their community could change.

## Materials

1. One bank note—small, common, local currency
2. Several sheets of large blank paper
3. Writing utensils

## Introduction

---

### LARGE GROUP ACTIVITY

The next step to bringing change to our community is to look closely at our community and to understand clearly what the problems are that we face and what our hopes are for the future.

**Facilitator Instructions:** Choose a small note in the local currency, something with which everyone will be familiar. **Adapt the questions below so they are about the currency you are using.** You will need to study the questions and the note ahead of time to know the answers. For this activity, hold up the note briefly, and then ask the group to answer the following questions from memory, since they've seen this note many times before. (Most likely they will not be able to answer many questions correctly.)

We are going to play a little game now: (Tell them what bill you have)

1. How many times does the number 1 appear on the note?
2. How many times do the words "one" appear on the note?
3. Where is the serial number on the note?
4. What colour is the serial number?
5. What animal is on the back of the note?
6. What is the animal doing?
7. How many people appear on the back of the note?
8. What words appear near the top on the back of the note?

Sometimes we are so familiar with something that we don't really see it anymore. The purpose of these next exercises is to help us see the community again and think about how we can help.

## Families

---

### LARGE GROUP ACTIVITY

**Facilitator Instructions:** Draw 3 boxes on a large piece of paper. Label the boxes 'very poor', 'poor', and 'rich'. Have the group describe what a family that fits each label would be like. Ask them to consider things such as:

- Type of housing
- Food
- Livestock
- Land
- Clothing
- Education
- Job

Once this is completed, ask the class to estimate what percentage of people in their community are in each of the 3 boxes.

For example:

Rich	Poor	Very poor
Stable house, plenty of rice and clean clothes. They have a television, motorbike, DVD player, cattle, sofa. There is enough food for 3 meals a day with meat. Children are not hungry when they go to study.	They only have a house, nothing inside. Just enough food for one meal a day. Just a few items of clothing. Eat sweet potato leaves.	House is falling down. Eat one meal a day – rice and salt. Not able to eat anything with it.

## Community

### LARGE OR SMALL GROUP ACTIVITY

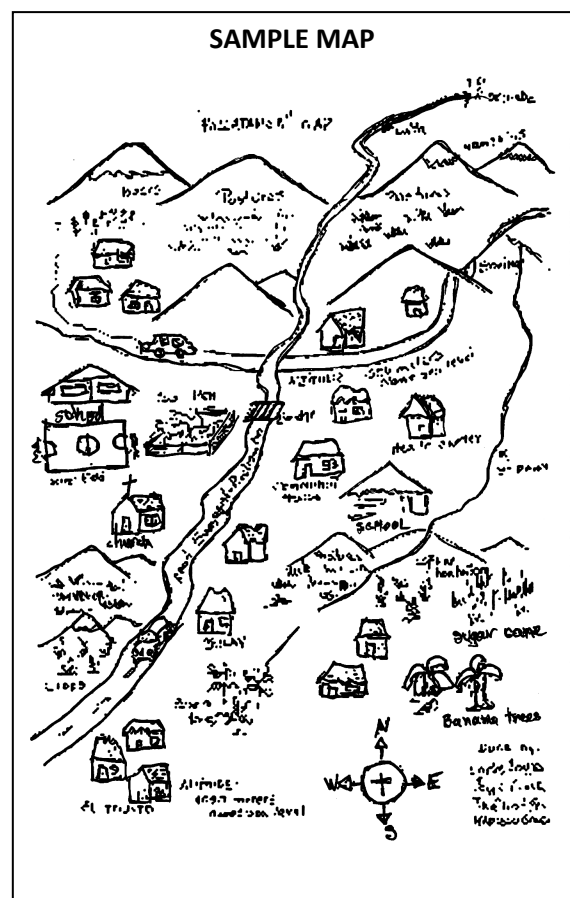
**Facilitator Instructions:** Have the participants work together to create a map of their village. If there are more than 6 people divide into 2 groups and have each group make a map.

If you are training people from more than one community, divide the class so that each group is from one community.

After the map has been completed, have participants mark the following:

- Where people get their drinking water
- Schools, hospitals, markets, health centres, etc.
- Important religious places
- Places where people get fuel for cooking
- Important roads
- Recreational areas

Once the maps are completed, have them compare maps to see what is different and what is similar. If they are from the same community then they can get ideas from each other on things that may have been missed.



Once these maps are finished, have them spend some time in prayer, asking for God's will to be done in their community. Ask them what they think God would want their community to look like 10 years from now. Draw a second map that shows how their community might look 10 years from now if God brings flourishing. Ask them to explain what they have added to the map and why. What have they changed—in what ways is it different from the first map? Write each of the key changes on a piece of paper that the church can keep.

In the next lesson we are going to do an exercise to help us think about how to use the map to plan Acts of Love. But as we finish let's listen to a true story of one church and what they did.

14<sup>th</sup> Street church was a small, isolated church. Nothing had changed in the last 40 years, and they couldn't imagine why anything would change now. As they drew their map, they were hesitant. Was it okay to include things that they wanted—like a tractor? What about big things that they felt like only the government could do—like a bridge? Since the government persecuted the church, their seemed little hope they would ever do as the

church asked. However, with the encouragement of their TCT trainer, the church added even these unlikely dreams to their “flourishing” map.

They hung the map on the church wall. Every Sunday they prayed that God would bring change to the community. Once a month they gathered around the map and asked God to show them what to do next. They were eager to start on a school building, but God seemed to say, “Not now”. Someone also pointed out they had a tractor on the map, so they prayed for a tractor. As they prayed, God showed them they only had a walking path to the fields, so a tractor wouldn’t get there. So the church decided to widen the walking path. That year everyone in the village was able to harvest so much more because, with the wider path, they could use a motorbike with a cart attached to haul crops instead of carrying it on their backs. The whole village was so grateful that they gave the church some of the extra profit they made—enough to buy a tractor!

They kept meeting, praying, looking at their map and wondering what to do next. They completed many projects that they had dreamed of—wells, toilets, house repairs. They even took on projects that they never imagined that they could do, including building a bridge. But still no school. Then suddenly one day the government came and built a beautiful school! Amazingly, it was built in the exact spot where they had drawn it on their map! After 5 years, with all their hard work and God’s multiplication, they had completed everything on the map. They were already reaching out to neighbouring communities to help them as well.

## **Conclusion and Application**

---

It may be hard to believe we will ever see the changes you’ve drawn on your maps. But we know that God is powerful, and He wants to bless us as we obey Him!

Like the church mentioned above, we want you to keep your map. Hang it on the wall and pray each week that God would help to bring change to your community. Ask God to show you what you could be doing next. God may surprise you with how He directs you. Remember, His ways are always better than our ways.

Before we go, let’s take a few minutes to pray over our maps, asking God for wisdom on how to bring the changes we want to see. In the next lesson, we will make a plan for how to start to bring change to our community.

# Lesson 8: Next Steps

## Main Ideas

To start making a plan for bringing change to their community.

## Materials

1. 3 types of families from previous lesson
2. Maps made in the previous lesson
3. Blank cards
4. A marker, pen, or pencil

## Introduction

---

In the last lesson, we looked at many needs in our communities. The next step to bringing change to our communities is to decide which needs to start with first.

## Prioritising Projects

---

### LARGE OR SMALL GROUP ACTIVITY

#### *Facilitator Instructions:*

1. Look back at the 3 types of families—rich, poor, and very poor. Think about the changes that you would like to see happen in families. Write each on a card.
2. Look back at the community maps and write the changes found there on cards.
3. Put all the cards together. Ask the class to look through them and see if there are any changes that they hope to see that are not yet listed.
4. Sort all the cards into 3 piles: most important, important, not so important.
  - For the cards that are most important, put 3 marks on the card.
  - For the cards that are important, put 2 marks.
  - For the cards that are not so important, put 1 mark.
5. Put the cards together again and ask the class to sort them according to how easy the problem is to solve. Easy to solve, so-so, and very difficult to solve.
  - On the cards that are easy to solve put 3 marks.
  - On the so-so cards put 2 marks.
  - On the difficult to solve cards put 1 mark.
6. Find all the cards that have 6 marks (or 5 marks if no cards have 6 marks). These are the changes that are both most important and easiest to achieve.
7. From these cards choose 1 or 2 that you want to start with.

## Planning an Act of Love

---

Now that we have chosen the first thing(s) we want to focus on, the next step is to plan an Act of Love!

*Facilitator Instructions:* Guide the group to make a plan, following the steps of planning an Act of Love from Module 1. By the end of this lesson, they should have an action planned and a time set to do it.

### Steps for Planning an Act of Love

1. Pray – Pray for God to give ideas and to guide the group's thoughts and words.



2. Select an activity – We have already identified what need we want to start with. Did God give any ideas of how to meet this need as we prayed? *(Give time to share and discuss. Together, agree on what God is leading the group to do.)*
3. Prepare a plan – *Discuss the following questions. If possible, have someone record the answers so that you don't forget.*
  - What are you going to do?
  - What resources do you need? Where will you get those things? Who will get them?
  - Who are you going to help?
  - Who is going to participate in helping? Who will invite everyone?
  - What date are you going to do it?
4. Pray – *Ask God to help you complete the project and to multiply the results. Pray that His name may be glorified.*

Step 5 is to do the activity that you have planned. Next time we meet, we will do step 6—report back!

## Conclusion

---

Congratulations! We've finished Truth Centered Transformation Module 3! We've learned so many important truths, haven't we? As you go, remember that it is not only hearing the truth that brings transformation, but obeying. As God has shown us truths and what Act of Love to do in our community, now we must go out and obey. I look forward to being with you next time and hearing what God has done as you've put these lessons into practice!